

**ST EVAL KART CIRCUIT**

**APRIL 2009**

**CHAMPIONSHIP RACE**

**1200M CIRCUIT, 30 LAP**

**FORMULA ONE**

**QUALIFYING RESULTS:**



# St Eval Kart Circuit

www.cornwallkarting.com

01637 860160

## Mini F1

Positions on Lap: 10

	<u>No</u>	<u>Team Name</u>	<u>Lap</u>	<u>Time</u>	<u>Gap</u>	<u>Split</u>	<u>Fastest</u>	<u>On Lap</u>
1st	8	Steve Chamberlain	10	10:48.093			0:59.840	6
2nd	7	Ash Lunn	10	10:51.797	0:00.176	0:00.176	1:00.016	8
3rd	9	Pete Hawkins	10	11:19.109	0:00.465	0:00.289	1:00.305	7
4th	2	Jody	10	10:48.718	0:00.500	0:00.035	1:00.340	6
5th	11	Mark Taylor	10	10:50.765	0:00.500	0:00.000	1:00.340	7
6th	12	Neil	10	11:04.625	0:01.400	0:00.900	1:01.240	9
7th	13	Steven Neck	10	11:12.500	0:01.524	0:00.124	1:01.364	10
8th	5	Clive Johnson	10	11:15.234	0:01.569	0:00.045	1:01.409	9
9th	3	Dave Lunn	10	11:07.093	0:02.056	0:00.487	1:01.896	8
10th	4	Ricky	10	11:11.187	0:02.284	0:00.228	1:02.124	6
11th	6	Tim	10	11:11.453	0:02.456	0:00.172	1:02.296	5
12th	14	Nick Hawkins	10	11:29.328	0:02.542	0:00.086	1:02.382	10
13th	10	Adam Guy	10	11:11.218	0:02.833	0:00.291	1:02.673	4
14th	1	Tony Guy	10	11:27.281	0:02.833	0:00.000	1:02.673	6

Results as at: 06 April 2009 - 08:57:00

**ST EVAL KART CIRCUIT**

**APRIL 2009**

**CHAMPIONSHIP RACE**

**1200M CIRCUIT, 30 LAP**

**FORMULA ONE**

**FINAL RESULTS:**



# St Eval Kart Circuit

www.cornwallkarting.com

01637 860160

## Mini F1

Positions on Lap: 30

	<u>No</u>	<u>Team Name</u>	<u>Lap</u>	<u>Time</u>	<u>Gap</u>	<u>Split</u>	<u>Fastest</u>	<u>On Lap</u>
1st	8	Steve Chamberlain	30	31:30.703			0:59.588	8
2nd	7	Ash Lunn	30	31:43.750	0:12.779	0:12.779	0:59.667	10
3rd	2	Jody	30	31:47.437	0:16.633	0:03.854	1:00.039	14
4th	9	Pete Hawkins	30	31:47.468	0:16.765	0:00.132	0:59.659	26
5th	11	Mark Taylor	30	31:47.906	0:16.948	0:00.183	1:00.005	6
6th	12	Neil	30	32:02.843	0:32.063	0:15.115	1:00.655	27
7th	5	Clive Johnson	30	32:04.906	0:34.146	0:02.083	1:00.540	20
8th	13	Steven Neck	30	32:19.375	0:48.571	0:14.425	1:00.784	19
9th	14	Nick Hawkins	29	31:39.265	1L-8s	0:21.266	1:01.332	9
10th	6	Tim	29	31:49.546	1L-18s	0:10.043	1:01.188	18
11th	3	Dave Lunn	29	31:49.781	1L-19s	0:00.468	1:01.110	9
12th	1	Tony Guy	29	31:52.656	1L-21s	0:02.637	1:01.876	4
13th	10	Adam Guy	29	32:20.828	1L-50s	0:28.340	1:01.175	27
14th	4	Ricky	23	25:18.875	6L-50s	5L-11s	1:01.520	5

Results as at: 06 April 2009 - 08:58:06

**ST EVAL KART CIRCUIT**

**APRIL 2009**

**CHAMPIONSHIP RACE**

**1200M CIRCUIT, 30 LAP**

**FORMULA ONE**

**DRIVER RESULTS:**



# St Eval Kart Circuit

www.cornwallkarting.com

01637 860160

## Mini F1

Positions on Lap: 30

	<u>No</u>	<u>Team Name</u>	<u>Lap</u>	<u>Time</u>	<u>Gap</u>	<u>Split</u>	<u>Fastest</u>	<u>On Lap</u>
1st	8	Steve Chamberlain	30	31:30.703			0:59.588	8
2nd	7	Ash Lunn	30	31:43.750	0:12.779	0:12.779	0:59.667	10
3rd	2	Jody	30	31:47.437	0:16.633	0:03.854	1:00.039	14
4th	9	Pete Hawkins	30	31:47.468	0:16.765	0:00.132	0:59.659	26
5th	11	Mark Taylor	30	31:47.906	0:16.948	0:00.183	1:00.005	6
6th	12	Neil	30	32:02.843	0:32.063	0:15.115	1:00.655	27
7th	5	Clive Johnson	30	32:04.906	0:34.146	0:02.083	1:00.540	20
8th	13	Steven Neck	30	32:19.375	0:48.571	0:14.425	1:00.784	19
9th	14	Nick Hawkins	29	31:39.265	1L-8s	0:21.266	1:01.332	9
10th	6	Tim	29	31:49.546	1L-18s	0:10.043	1:01.188	18
11th	3	Dave Lunn	29	31:49.781	1L-19s	0:00.468	1:01.110	9
12th	1	Tony Guy	29	31:52.656	1L-21s	0:02.637	1:01.876	4
13th	10	Adam Guy	29	32:20.828	1L-50s	0:28.340	1:01.175	27
14th	4	Ricky	23	25:18.875	6L-50s	5L-11s	1:01.520	5

Results as at: 06 April 2009 - 08:58:18



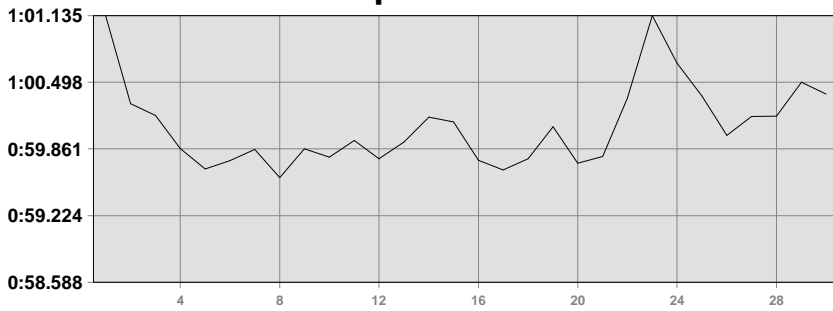
# St Eval Kart Circuit

www.cornwallkarting.com

01637 860160

## Kart: 8 - Steve Chamberlain

### Lap Times

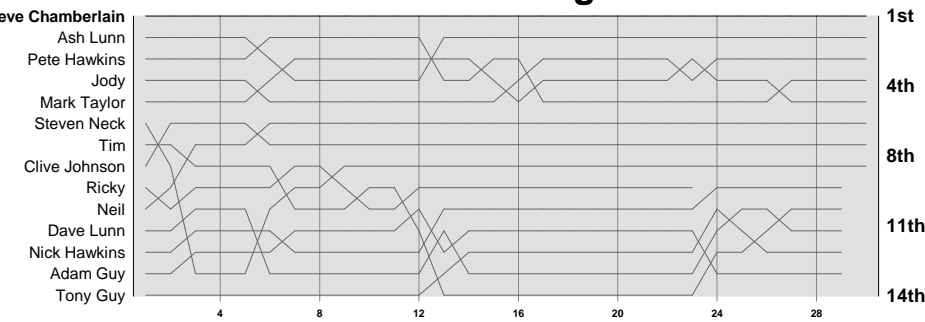


Finished: 1st  
 Fastest Lap: 0:59.588 on Lap 8  
 Highest Posn: 1st  
 Lowest Posn: 1st

### Fastest Laps

LapTime	Lap	Kart
<b>0:59.588</b>	<b>8</b>	<b>Steve Chamberlain (1st)</b>
0:59.659	26	Pete Hawkins (4th)
0:59.667	10	Ash Lunn (2nd)
1:00.005	6	Mark Taylor (5th)
1:00.039	14	Jody (3rd)
1:00.540	20	Clive Johnson (7th)
1:00.655	27	Neil (6th)
1:00.784	19	Steven Neck (8th)
1:01.110	9	Dave Lunn (11th)
1:01.175	27	Adam Guy (13th)
1:01.188	18	Tim (10th)
1:01.332	9	Nick Hawkins (9th)
1:01.520	5	Ricky (14th)
1:01.876	4	Tony Guy (12th)

### Race Position Progress



1 - 2:06.342	2 - 1:00.295	3 - 1:00.179	4 - 0:59.865	5 - 0:59.671
6 - 0:59.749	7 - 0:59.856	8 - 0:59.588	9 - 0:59.863	10 - 0:59.782
11 - 0:59.941	12 - 0:59.769	13 - 0:59.928	14 - 1:00.164	15 - 1:00.118
16 - 0:59.752	17 - 0:59.659	18 - 0:59.768	19 - 1:00.071	20 - 0:59.725
21 - 0:59.789	22 - 1:00.344	23 - 1:01.135	24 - 1:00.680	25 - 1:00.366
26 - 0:59.990	27 - 1:00.171	28 - 1:00.174	29 - 1:00.497	30 - 1:00.383

v1.2.33 -- Report Printed: 06 April 2009 - 08:58:18



Timing, Scoring & Circuit Management Systems provided by  
 SuperSport Timing Systems  
 www.supersporttiming.com





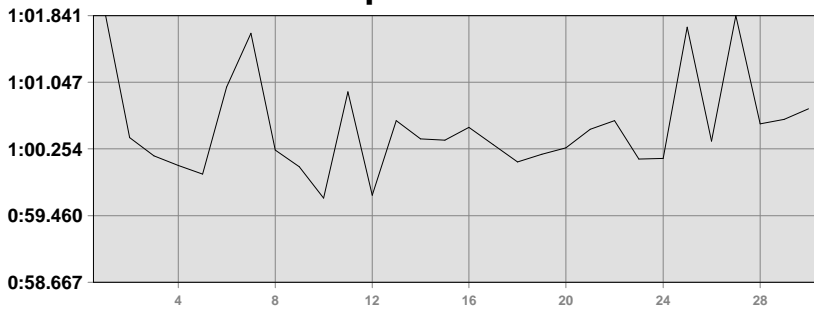
# St Eval Kart Circuit

www.cornwallkarting.com

01637 860160

## Kart: 7 - Ash Lunn

### Lap Times

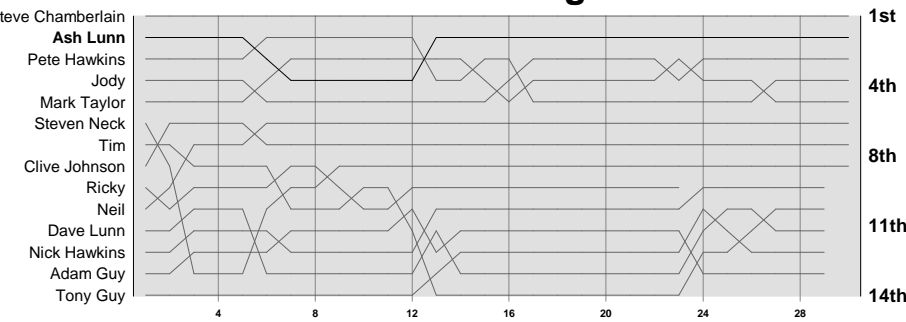


Finished: 2nd  
 Fastest Lap: 0:59.667 on Lap 10  
 Highest Posn: 2nd  
 Lowest Posn: 4th

### Fastest Laps

LapTime	Lap	Kart
0:59.588	8	Steve Chamberlain (1st)
0:59.659	26	Pete Hawkins (4th)
<b>0:59.667</b>	<b>10</b>	<b>Ash Lunn (2nd)</b>
1:00.005	6	Mark Taylor (5th)
1:00.039	14	Jody (3rd)
1:00.540	20	Clive Johnson (7th)
1:00.655	27	Neil (6th)
1:00.784	19	Steven Neck (8th)
1:01.110	9	Dave Lunn (11th)
1:01.175	27	Adam Guy (13th)
1:01.188	18	Tim (10th)
1:01.332	9	Nick Hawkins (9th)
1:01.520	5	Ricky (14th)
1:01.876	4	Tony Guy (12th)

### Race Position Progress



1 - 2:06.804	2 - 1:00.387	3 - 1:00.172	4 - 1:00.056	5 - 0:59.953
6 - 1:00.991	7 - 1:01.632	8 - 1:00.238	9 - 1:00.043	10 - 0:59.667
11 - 1:00.931	12 - 0:59.703	13 - 1:00.590	14 - 1:00.373	15 - 1:00.357
16 - 1:00.509	17 - 1:00.304	18 - 1:00.099	19 - 1:00.191	20 - 1:00.267
21 - 1:00.487	22 - 1:00.590	23 - 1:00.134	24 - 1:00.140	25 - 1:01.701
26 - 1:00.344	27 - 1:01.841	28 - 1:00.553	29 - 1:00.605	30 - 1:00.731

v1.2.33 -- Report Printed: 06 April 2009 - 08:58:19



Timing, Scoring & Circuit Management Systems provided by  
 SuperSport Timing Systems  
 www.supersporttiming.com





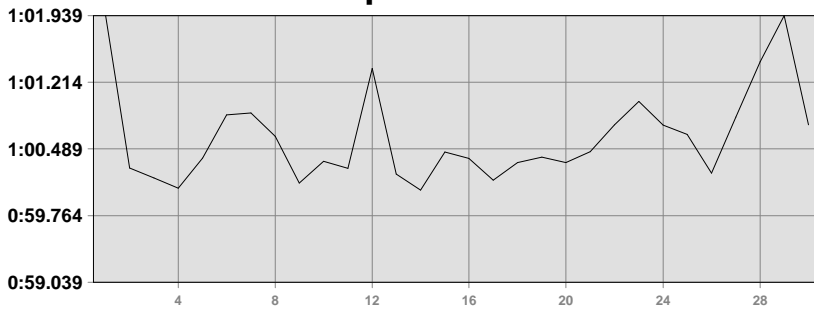
# St Eval Kart Circuit

www.cornwallkarting.com

01637 860160

## Kart: 2 - Jody

### Lap Times

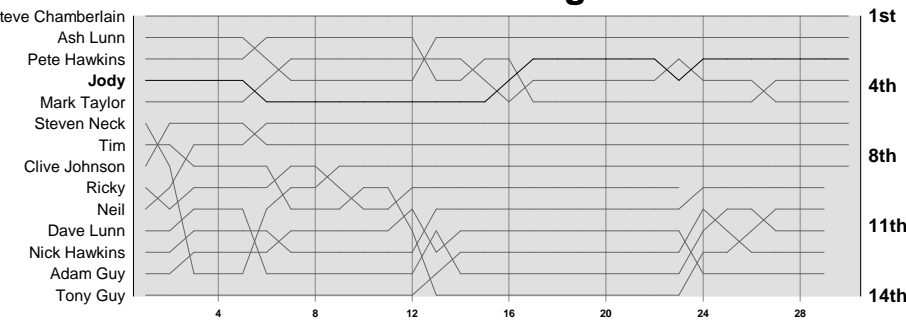


Finished: 3rd  
 Fastest Lap: 1:00.039 on Lap 14  
 Highest Posn: 3rd  
 Lowest Posn: 5th

### Fastest Laps

LapTime	Lap	Kart
0:59.588	8	Steve Chamberlain (1st)
0:59.659	26	Pete Hawkins (4th)
0:59.667	10	Ash Lunn (2nd)
1:00.005	6	Mark Taylor (5th)
<b>1:00.039</b>	<b>14</b>	<b>Jody (3rd)</b>
1:00.540	20	Clive Johnson (7th)
1:00.655	27	Neil (6th)
1:00.784	19	Steven Neck (8th)
1:01.110	9	Dave Lunn (11th)
1:01.175	27	Adam Guy (13th)
1:01.188	18	Tim (10th)
1:01.332	9	Nick Hawkins (9th)
1:01.520	5	Ricky (14th)
1:01.876	4	Tony Guy (12th)

### Race Position Progress



1 - 2:07.755	2 - 1:00.282	3 - 1:00.171	4 - 1:00.061	5 - 1:00.391
6 - 1:00.857	7 - 1:00.879	8 - 1:00.627	9 - 1:00.117	10 - 1:00.354
11 - 1:00.277	12 - 1:01.362	13 - 1:00.213	14 - 1:00.039	15 - 1:00.456
16 - 1:00.385	17 - 1:00.148	18 - 1:00.341	19 - 1:00.397	20 - 1:00.341
21 - 1:00.459	22 - 1:00.752	23 - 1:01.005	24 - 1:00.746	25 - 1:00.647
26 - 1:00.226	27 - 1:00.832	28 - 1:01.436	29 - 1:01.939	30 - 1:00.752

v1.2.33 -- Report Printed: 06 April 2009 - 08:58:19



Timing, Scoring & Circuit Management Systems provided by  
 SuperSport Timing Systems  
 www.supersporttiming.com





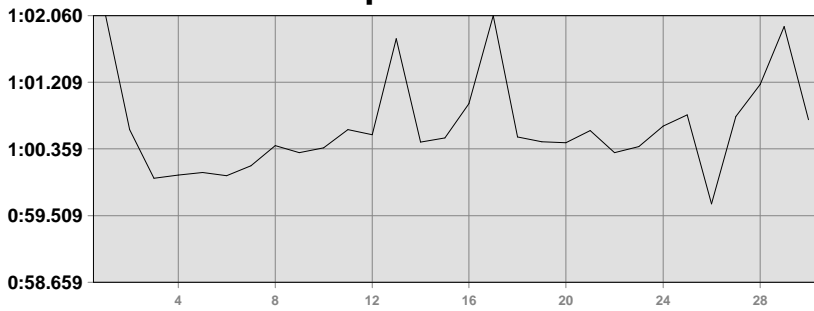
# St Eval Kart Circuit

www.cornwallkarting.com

01637 860160

## Kart: 9 - Pete Hawkins

### Lap Times

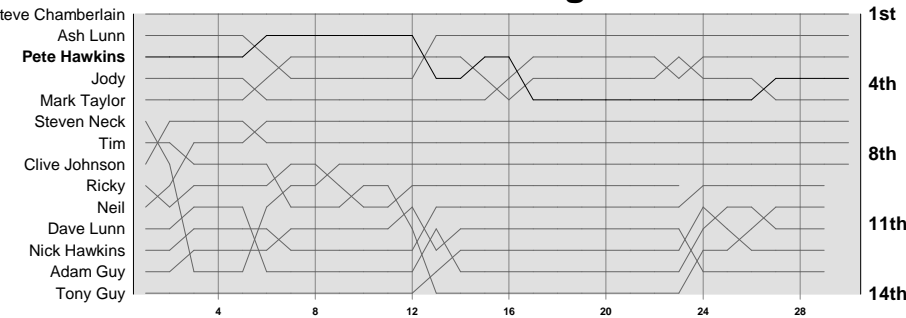


Finished: 4th  
 Fastest Lap: 0:59.659 on Lap 26  
 Highest Posn: 2nd  
 Lowest Posn: 5th

### Fastest Laps

LapTime	Lap	Kart
0:59.588	8	Steve Chamberlain (1st)
<b>0:59.659</b>	<b>26</b>	<b>Pete Hawkins (4th)</b>
0:59.667	10	Ash Lunn (2nd)
1:00.005	6	Mark Taylor (5th)
1:00.039	14	Jody (3rd)
1:00.540	20	Clive Johnson (7th)
1:00.655	27	Neil (6th)
1:00.784	19	Steven Neck (8th)
1:01.110	9	Dave Lunn (11th)
1:01.175	27	Adam Guy (13th)
1:01.188	18	Tim (10th)
1:01.332	9	Nick Hawkins (9th)
1:01.520	5	Ricky (14th)
1:01.876	4	Tony Guy (12th)

### Race Position Progress



1 - 2:07.199	2 - 1:00.606	3 - 0:59.984	4 - 1:00.026	5 - 1:00.060
6 - 1:00.020	7 - 1:00.145	8 - 1:00.402	9 - 1:00.312	10 - 1:00.373
11 - 1:00.606	12 - 1:00.538	13 - 1:01.763	14 - 1:00.445	15 - 1:00.501
16 - 1:00.938	17 - 1:02.060	18 - 1:00.512	19 - 1:00.452	20 - 1:00.439
21 - 1:00.592	22 - 1:00.310	23 - 1:00.390	24 - 1:00.650	25 - 1:00.794
26 - 0:59.659	27 - 1:00.772	28 - 1:01.179	29 - 1:01.919	30 - 1:00.733

v1.2.33 -- Report Printed: 06 April 2009 - 08:58:19



Timing, Scoring & Circuit Management Systems provided by  
 SuperSport Timing Systems  
 www.supersporttiming.com





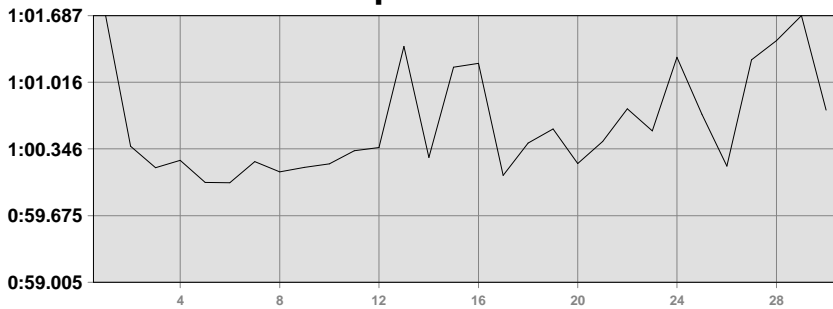
# St Eval Kart Circuit

www.cornwallkarting.com

01637 860160

## Kart: 11 - Mark Taylor

### Lap Times

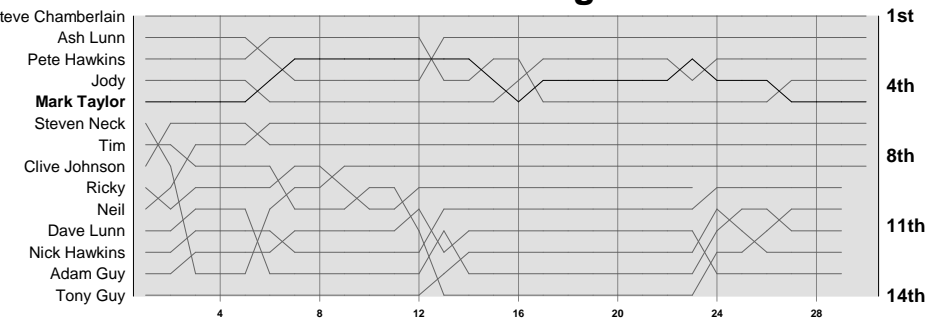


Finished: 5th  
 Fastest Lap: 1:00.005 on Lap 6  
 Highest Posn: 3rd  
 Lowest Posn: 5th

### Fastest Laps

LapTime	Lap	Kart
0:59.588	8	Steve Chamberlain (1st)
0:59.659	26	Pete Hawkins (4th)
0:59.667	10	Ash Lunn (2nd)
<b>1:00.005</b>	<b>6</b>	<b>Mark Taylor (5th)</b>
1:00.039	14	Jody (3rd)
1:00.540	20	Clive Johnson (7th)
1:00.655	27	Neil (6th)
1:00.784	19	Steven Neck (8th)
1:01.110	9	Dave Lunn (11th)
1:01.175	27	Adam Guy (13th)
1:01.188	18	Tim (10th)
1:01.332	9	Nick Hawkins (9th)
1:01.520	5	Ricky (14th)
1:01.876	4	Tony Guy (12th)

### Race Position Progress



1 - 2:08.247	2 - 1:00.372	3 - 1:00.158	4 - 1:00.229	5 - 1:00.009
6 - 1:00.005	7 - 1:00.219	8 - 1:00.115	9 - 1:00.159	10 - 1:00.194
11 - 1:00.329	12 - 1:00.359	13 - 1:01.376	14 - 1:00.259	15 - 1:01.167
16 - 1:01.206	17 - 1:00.081	18 - 1:00.404	19 - 1:00.546	20 - 1:00.198
21 - 1:00.421	22 - 1:00.748	23 - 1:00.527	24 - 1:01.269	25 - 1:00.693
26 - 1:00.174	27 - 1:01.240	28 - 1:01.434	29 - 1:01.687	30 - 1:00.737

v1.2.33 -- Report Printed: 06 April 2009 - 08:58:20



Timing, Scoring & Circuit Management Systems provided by  
 SuperSport Timing Systems  
 www.supersporttiming.com





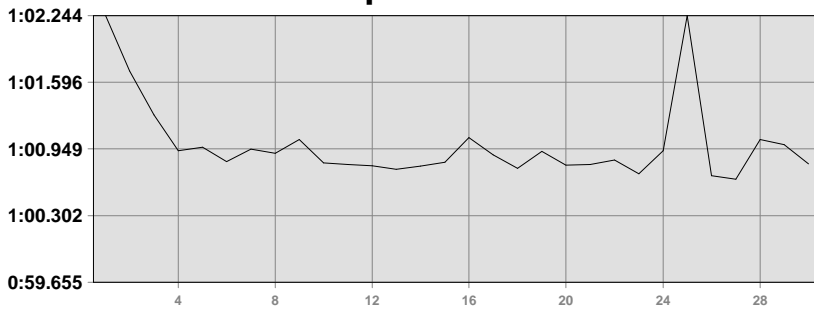
# St Eval Kart Circuit

www.cornwallkarting.com

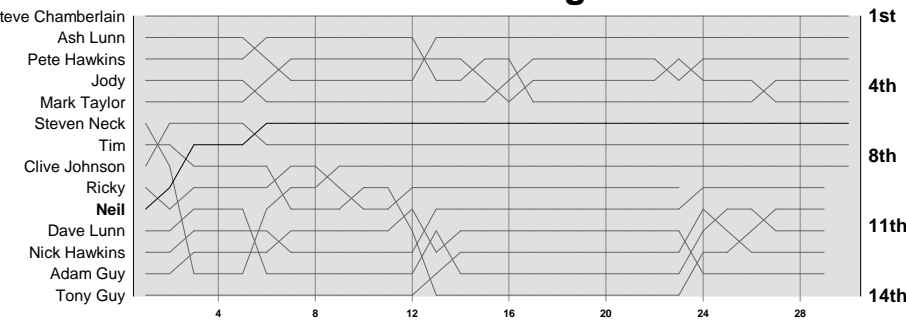
01637 860160

## Kart: 12 - Neil

### Lap Times



### Race Position Progress



Finished: 6th  
 Fastest Lap: 1:00.655 on Lap 27  
 Highest Posn: 6th  
 Lowest Posn: 10th

### Fastest Laps

LapTime	Lap	Kart
0:59.588	8	Steve Chamberlain (1st)
0:59.659	26	Pete Hawkins (4th)
0:59.667	10	Ash Lunn (2nd)
1:00.005	6	Mark Taylor (5th)
1:00.039	14	Jody (3rd)
1:00.540	20	Clive Johnson (7th)
<b>1:00.655</b>	<b>27</b>	<b>Neil (6th)</b>
1:00.784	19	Steven Neck (8th)
1:01.110	9	Dave Lunn (11th)
1:01.175	27	Adam Guy (13th)
1:01.188	18	Tim (10th)
1:01.332	9	Nick Hawkins (9th)
1:01.520	5	Ricky (14th)
1:01.876	4	Tony Guy (12th)

1 - 2:12.199	2 - 1:01.704	3 - 1:01.279	4 - 1:00.931	5 - 1:00.966
6 - 1:00.825	7 - 1:00.947	8 - 1:00.908	9 - 1:01.040	10 - 1:00.812
11 - 1:00.799	12 - 1:00.786	13 - 1:00.752	14 - 1:00.783	15 - 1:00.819
16 - 1:01.058	17 - 1:00.891	18 - 1:00.761	19 - 1:00.925	20 - 1:00.792
21 - 1:00.797	22 - 1:00.842	23 - 1:00.707	24 - 1:00.930	25 - 1:02.244
26 - 1:00.690	27 - 1:00.655	28 - 1:01.040	29 - 1:00.990	30 - 1:00.805

v1.2.33 -- Report Printed: 06 April 2009 - 08:58:20



Timing, Scoring & Circuit Management Systems provided by  
 SuperSport Timing Systems  
 www.supersporttiming.com





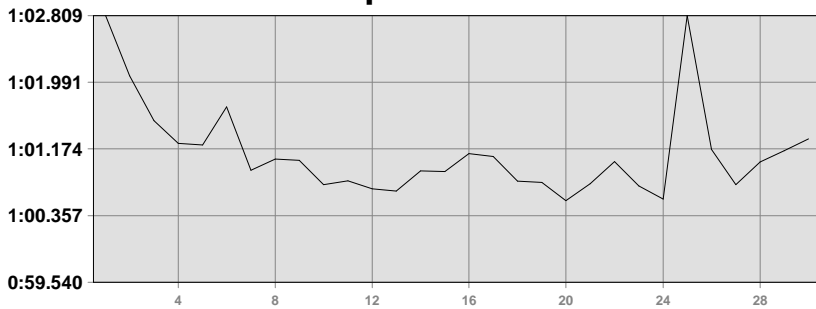
# St Eval Kart Circuit

www.cornwallkarting.com

01637 860160

## Kart: 5 - Clive Johnson

### Lap Times

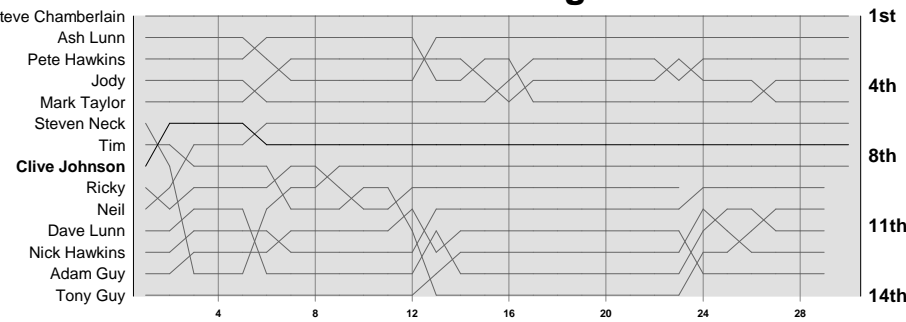


Finished: 7th  
 Fastest Lap: 1:00.540 on Lap 20  
 Highest Posn: 6th  
 Lowest Posn: 8th

### Fastest Laps

LapTime	Lap	Kart
0:59.588	8	Steve Chamberlain (1st)
0:59.659	26	Pete Hawkins (4th)
0:59.667	10	Ash Lunn (2nd)
1:00.005	6	Mark Taylor (5th)
1:00.039	14	Jody (3rd)
<b>1:00.540</b>	<b>20</b>	<b>Clive Johnson (7th)</b>
1:00.655	27	Neil (6th)
1:00.784	19	Steven Neck (8th)
1:01.110	9	Dave Lunn (11th)
1:01.175	27	Adam Guy (13th)
1:01.188	18	Tim (10th)
1:01.332	9	Nick Hawkins (9th)
1:01.520	5	Ricky (14th)
1:01.876	4	Tony Guy (12th)

### Race Position Progress



1 - 2:10.856	2 - 1:02.071	3 - 1:01.520	4 - 1:01.242	5 - 1:01.224
6 - 1:01.688	7 - 1:00.912	8 - 1:01.048	9 - 1:01.032	10 - 1:00.736
11 - 1:00.783	12 - 1:00.685	13 - 1:00.658	14 - 1:00.904	15 - 1:00.896
16 - 1:01.118	17 - 1:01.082	18 - 1:00.778	19 - 1:00.764	20 - 1:00.540
21 - 1:00.749	22 - 1:01.018	23 - 1:00.722	24 - 1:00.559	25 - 1:02.809
26 - 1:01.168	27 - 1:00.736	28 - 1:01.014	29 - 1:01.152	30 - 1:01.296

v1.2.33 -- Report Printed: 06 April 2009 - 08:58:20



Timing, Scoring & Circuit Management Systems provided by  
 SuperSport Timing Systems  
 www.supersporttiming.com





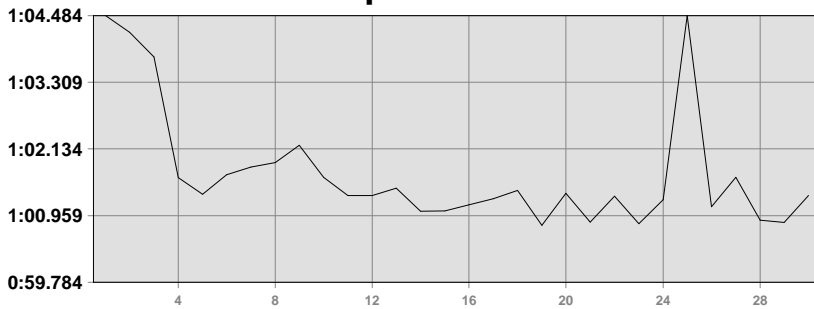
# St Eval Kart Circuit

www.cornwallkarting.com

01637 860160

## Kart: 13 - Steven Neck

### Lap Times

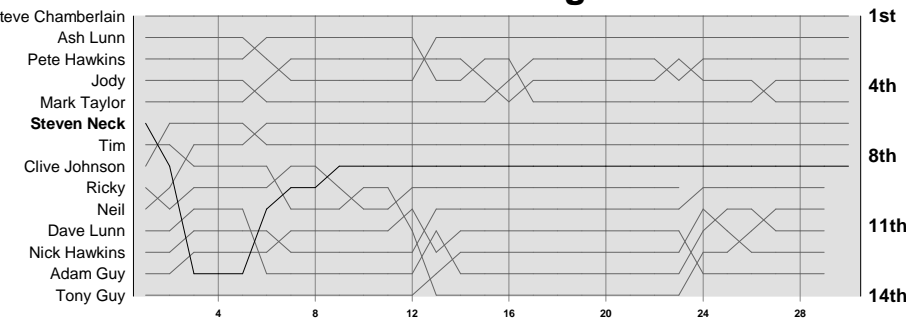


Finished: 8th  
 Fastest Lap: 1:00.784 on Lap 19  
 Highest Posn: 6th  
 Lowest Posn: 13th

### Fastest Laps

LapTime	Lap	Kart
0:59.588	8	Steve Chamberlain (1st)
0:59.659	26	Pete Hawkins (4th)
0:59.667	10	Ash Lunn (2nd)
1:00.005	6	Mark Taylor (5th)
1:00.039	14	Jody (3rd)
1:00.540	20	Clive Johnson (7th)
1:00.655	27	Neil (6th)
<b>1:00.784</b>	<b>19</b>	<b>Steven Neck (8th)</b>
1:01.110	9	Dave Lunn (11th)
1:01.175	27	Adam Guy (13th)
1:01.188	18	Tim (10th)
1:01.332	9	Nick Hawkins (9th)
1:01.520	5	Ricky (14th)
1:01.876	4	Tony Guy (12th)

### Race Position Progress



1 - 2:09.508	2 - 1:04.191	3 - 1:03.755	4 - 1:01.627	5 - 1:01.336
6 - 1:01.680	7 - 1:01.811	8 - 1:01.895	9 - 1:02.199	10 - 1:01.634
11 - 1:01.308	12 - 1:01.312	13 - 1:01.440	14 - 1:01.037	15 - 1:01.041
16 - 1:01.148	17 - 1:01.256	18 - 1:01.404	19 - 1:00.784	20 - 1:01.354
21 - 1:00.846	22 - 1:01.303	23 - 1:00.819	24 - 1:01.241	25 - 1:04.484
26 - 1:01.115	27 - 1:01.630	28 - 1:00.877	29 - 1:00.840	30 - 1:01.310

v1.2.33 -- Report Printed: 06 April 2009 - 08:58:21



Timing, Scoring & Circuit Management Systems provided by  
 SuperSport Timing Systems  
 www.supersporttiming.com





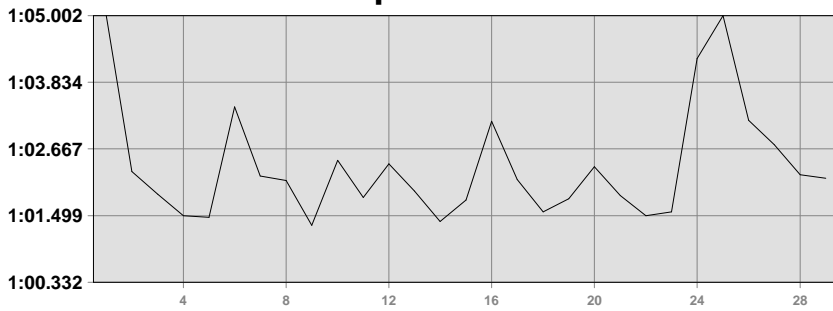
# St Eval Kart Circuit

www.cornwallkarting.com

01637 860160

## Kart: 14 - Nick Hawkins

### Lap Times

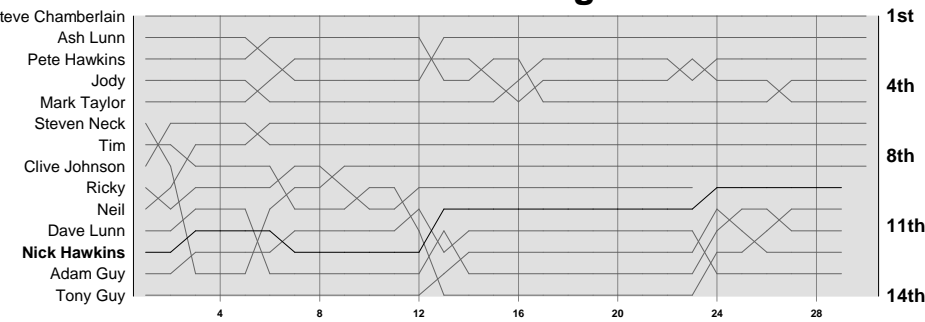


Finished: 9th  
 Fastest Lap: 1:01.332 on Lap 9  
 Highest Posn: 9th  
 Lowest Posn: 12th

### Fastest Laps

LapTime	Lap	Kart
0:59.588	8	Steve Chamberlain (1st)
0:59.659	26	Pete Hawkins (4th)
0:59.667	10	Ash Lunn (2nd)
1:00.005	6	Mark Taylor (5th)
1:00.039	14	Jody (3rd)
1:00.540	20	Clive Johnson (7th)
1:00.655	27	Neil (6th)
1:00.784	19	Steven Neck (8th)
1:01.110	9	Dave Lunn (11th)
1:01.175	27	Adam Guy (13th)
1:01.188	18	Tim (10th)
<b>1:01.332</b>	<b>9</b>	<b>Nick Hawkins (9th)</b>
1:01.520	5	Ricky (14th)
1:01.876	4	Tony Guy (12th)

### Race Position Progress



1 - 2:12.782	2 - 1:02.268	3 - 1:01.870	4 - 1:01.500	5 - 1:01.470
6 - 1:03.405	7 - 1:02.194	8 - 1:02.111	9 - 1:01.332	10 - 1:02.468
11 - 1:01.815	12 - 1:02.403	13 - 1:01.929	14 - 1:01.397	15 - 1:01.771
16 - 1:03.153	17 - 1:02.129	18 - 1:01.563	19 - 1:01.791	20 - 1:02.354
21 - 1:01.849	22 - 1:01.499	23 - 1:01.562	24 - 1:04.249	25 - 1:05.002
26 - 1:03.168	27 - 1:02.739	28 - 1:02.217	29 - 1:02.151	

v1.2.33 -- Report Printed: 06 April 2009 - 08:58:21



Timing, Scoring & Circuit Management Systems provided by  
 SuperSport Timing Systems  
 www.supersporttiming.com





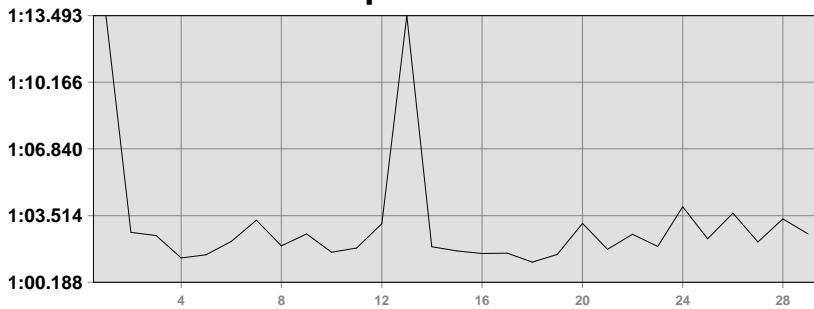
# St Eval Kart Circuit

www.cornwallkarting.com

01637 860160

## Kart: 6 - Tim

### Lap Times

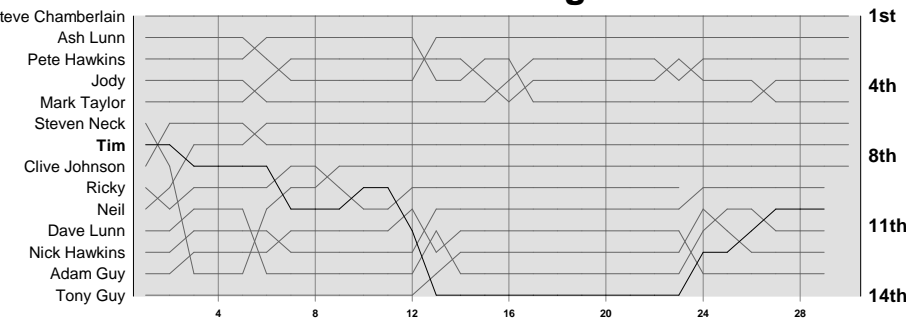


Finished: 10th  
 Fastest Lap: 1:01.188 on Lap 18  
 Highest Posn: 7th  
 Lowest Posn: 14th

### Fastest Laps

LapTime	Lap	Kart
0:59.588	8	Steve Chamberlain (1st)
0:59.659	26	Pete Hawkins (4th)
0:59.667	10	Ash Lunn (2nd)
1:00.005	6	Mark Taylor (5th)
1:00.039	14	Jody (3rd)
1:00.540	20	Clive Johnson (7th)
1:00.655	27	Neil (6th)
1:00.784	19	Steven Neck (8th)
1:01.110	9	Dave Lunn (11th)
1:01.175	27	Adam Guy (13th)
<b>1:01.188</b>	<b>18</b>	<b>Tim (10th)</b>
1:01.332	9	Nick Hawkins (9th)
1:01.520	5	Ricky (14th)
1:01.876	4	Tony Guy (12th)

### Race Position Progress



1 - 2:10.427	2 - 1:02.671	3 - 1:02.511	4 - 1:01.394	5 - 1:01.554
6 - 1:02.235	7 - 1:03.286	8 - 1:02.013	9 - 1:02.604	10 - 1:01.683
11 - 1:01.888	12 - 1:03.115	13 - 1:13.493	14 - 1:01.954	15 - 1:01.749
16 - 1:01.623	17 - 1:01.647	18 - 1:01.188	19 - 1:01.575	20 - 1:03.119
21 - 1:01.826	22 - 1:02.580	23 - 1:01.972	24 - 1:03.948	25 - 1:02.355
26 - 1:03.639	27 - 1:02.204	28 - 1:03.338	29 - 1:02.593	

v1.2.33 -- Report Printed: 06 April 2009 - 08:58:21



Timing, Scoring & Circuit Management Systems provided by  
 SuperSport Timing Systems  
 www.supersporttiming.com





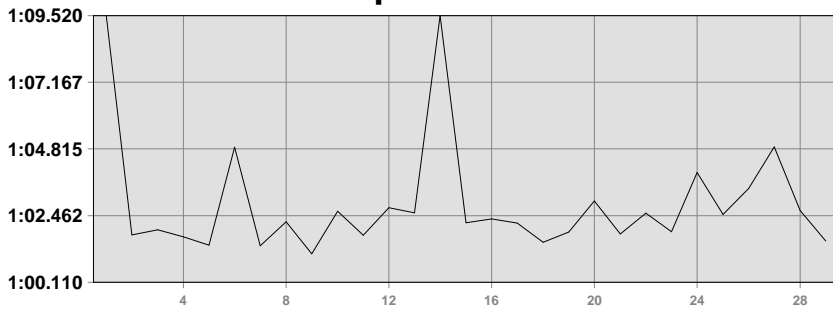
# St Eval Kart Circuit

www.cornwallkarting.com

01637 860160

## Kart: 3 - Dave Lunn

### Lap Times

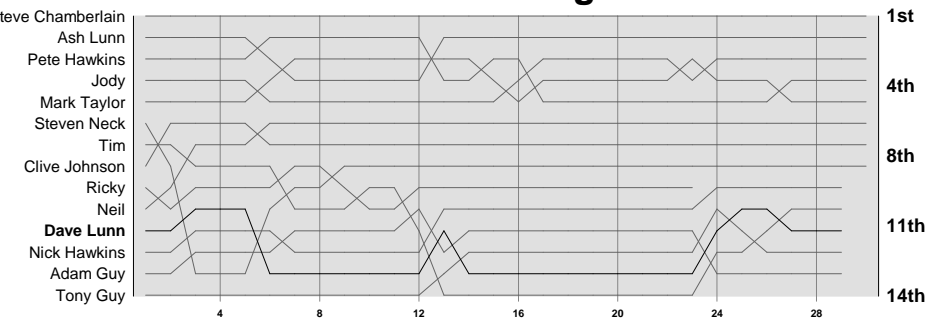


Finished: 11th  
 Fastest Lap: 1:01.110 on Lap 9  
 Highest Posn: 10th  
 Lowest Posn: 13th

### Fastest Laps

LapTime	Lap	Kart
0:59.588	8	Steve Chamberlain (1st)
0:59.659	26	Pete Hawkins (4th)
0:59.667	10	Ash Lunn (2nd)
1:00.005	6	Mark Taylor (5th)
1:00.039	14	Jody (3rd)
1:00.540	20	Clive Johnson (7th)
1:00.655	27	Neil (6th)
1:00.784	19	Steven Neck (8th)
<b>1:01.110</b>	<b>9</b>	<b>Dave Lunn (11th)</b>
1:01.175	27	Adam Guy (13th)
1:01.188	18	Tim (10th)
1:01.332	9	Nick Hawkins (9th)
1:01.520	5	Ricky (14th)
1:01.876	4	Tony Guy (12th)

### Race Position Progress



1 - 2:12.573	2 - 1:01.787	3 - 1:01.963	4 - 1:01.712	5 - 1:01.417
6 - 1:04.875	7 - 1:01.399	8 - 1:02.245	9 - 1:01.110	10 - 1:02.612
11 - 1:01.770	12 - 1:02.740	13 - 1:02.560	14 - 1:09.520	15 - 1:02.208
16 - 1:02.339	17 - 1:02.193	18 - 1:01.521	19 - 1:01.883	20 - 1:02.981
21 - 1:01.809	22 - 1:02.553	23 - 1:01.900	24 - 1:03.984	25 - 1:02.506
26 - 1:03.411	27 - 1:04.881	28 - 1:02.636	29 - 1:01.564	

v1.2.33 -- Report Printed: 06 April 2009 - 08:58:22



Timing, Scoring & Circuit Management Systems provided by  
 SuperSport Timing Systems  
 www.supersporttiming.com





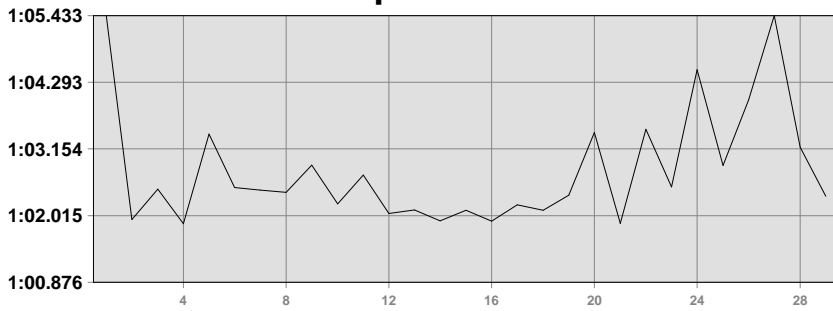
# St Eval Kart Circuit

www.cornwallkarting.com

01637 860160

## Kart: 1 - Tony Guy

### Lap Times

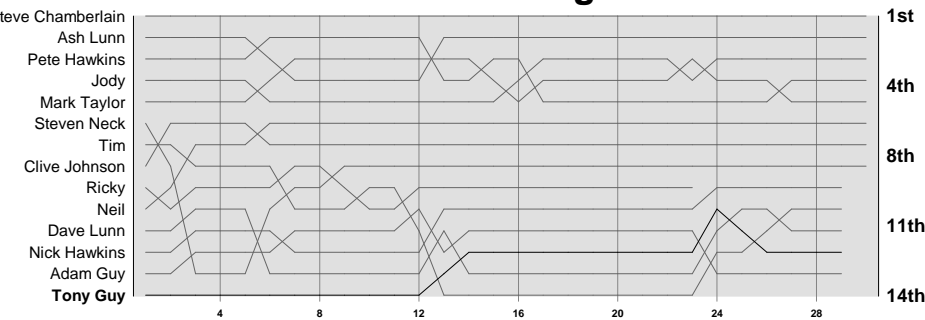


Finished: 12th  
 Fastest Lap: 1:01.876 on Lap 4  
 Highest Posn: 10th  
 Lowest Posn: 14th

### Fastest Laps

LapTime	Lap	Kart
0:59.588	8	Steve Chamberlain (1st)
0:59.659	26	Pete Hawkins (4th)
0:59.667	10	Ash Lunn (2nd)
1:00.005	6	Mark Taylor (5th)
1:00.039	14	Jody (3rd)
1:00.540	20	Clive Johnson (7th)
1:00.655	27	Neil (6th)
1:00.784	19	Steven Neck (8th)
1:01.110	9	Dave Lunn (11th)
1:01.175	27	Adam Guy (13th)
1:01.188	18	Tim (10th)
1:01.332	9	Nick Hawkins (9th)
1:01.520	5	Ricky (14th)
<b>1:01.876</b>	<b>4</b>	<b>Tony Guy (12th)</b>

### Race Position Progress



1 - 2:14.017	2 - 1:01.948	3 - 1:02.465	4 - 1:01.876	5 - 1:03.405
6 - 1:02.492	7 - 1:02.448	8 - 1:02.415	9 - 1:02.878	10 - 1:02.215
11 - 1:02.709	12 - 1:02.051	13 - 1:02.113	14 - 1:01.924	15 - 1:02.107
16 - 1:01.917	17 - 1:02.198	18 - 1:02.103	19 - 1:02.361	20 - 1:03.436
21 - 1:01.883	22 - 1:03.491	23 - 1:02.506	24 - 1:04.508	25 - 1:02.870
26 - 1:03.992	27 - 1:05.433	28 - 1:03.181	29 - 1:02.347	

v1.2.33 -- Report Printed: 06 April 2009 - 08:58:22



Timing, Scoring & Circuit Management Systems provided by  
 SuperSport Timing Systems  
 www.supersporttiming.com





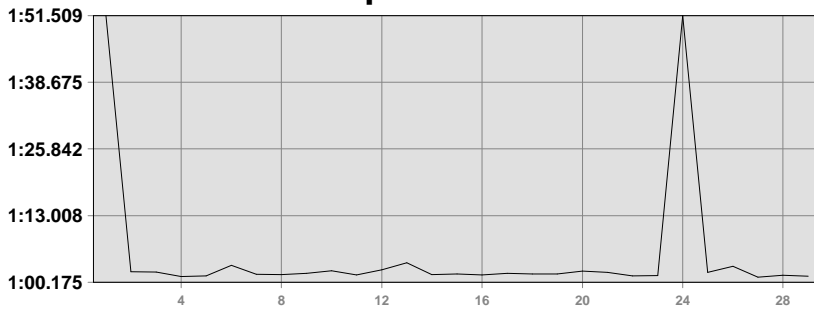
# St Eval Kart Circuit

www.cornwallkarting.com

01637 860160

## Kart: 10 - Adam Guy

### Lap Times

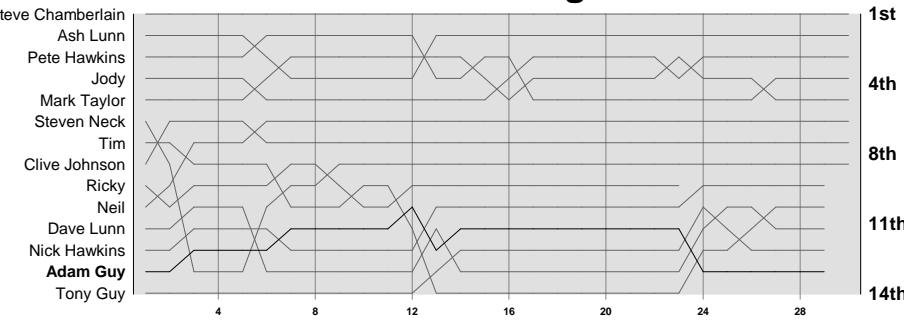


Finished: 13th  
 Fastest Lap: 1:01.175 on Lap 27  
 Highest Posn: 10th  
 Lowest Posn: 13th

### Fastest Laps

LapTime	Lap	Kart
0:59.588	8	Steve Chamberlain (1st)
0:59.659	26	Pete Hawkins (4th)
0:59.667	10	Ash Lunn (2nd)
1:00.005	6	Mark Taylor (5th)
1:00.039	14	Jody (3rd)
1:00.540	20	Clive Johnson (7th)
1:00.655	27	Neil (6th)
1:00.784	19	Steven Neck (8th)
1:01.110	9	Dave Lunn (11th)
<b>1:01.175</b>	<b>27</b>	<b>Adam Guy (13th)</b>
1:01.188	18	Tim (10th)
1:01.332	9	Nick Hawkins (9th)
1:01.520	5	Ricky (14th)
1:01.876	4	Tony Guy (12th)

### Race Position Progress



1 - 2:13.001	2 - 1:02.209	3 - 1:02.116	4 - 1:01.301	5 - 1:01.417
6 - 1:03.438	7 - 1:01.706	8 - 1:01.650	9 - 1:01.923	10 - 1:02.372
11 - 1:01.597	12 - 1:02.551	13 - 1:03.906	14 - 1:01.667	15 - 1:01.798
16 - 1:01.577	17 - 1:01.902	18 - 1:01.735	19 - 1:01.739	20 - 1:02.322
21 - 1:02.054	22 - 1:01.371	23 - 1:01.438	24 - 1:51.509	25 - 1:02.054
26 - 1:03.241	27 - 1:01.175	28 - 1:01.524	29 - 1:01.336	

v1.2.33 -- Report Printed: 06 April 2009 - 08:58:22



Timing, Scoring & Circuit Management Systems provided by  
 SuperSport Timing Systems  
 www.supersporttiming.com





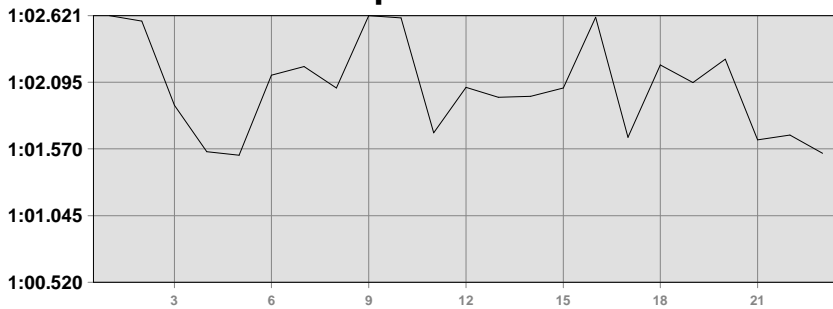
# St Eval Kart Circuit

www.cornwallkarting.com

01637 860160

## Kart: 4 - Ricky

### Lap Times

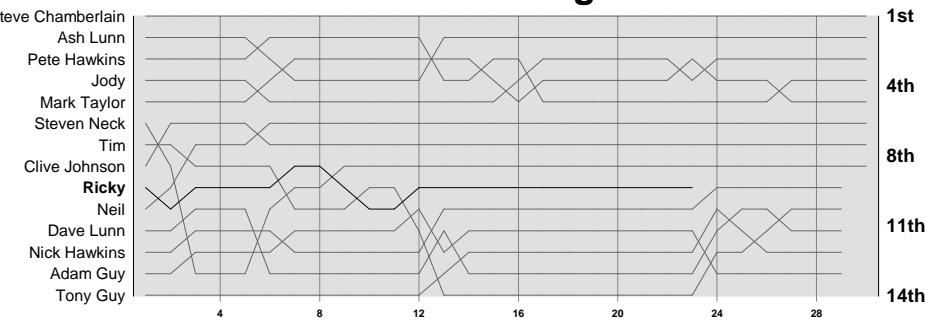


Finished: 14th  
 Fastest Lap: 1:01.520 on Lap 5  
 Highest Posn: 8th  
 Lowest Posn: 10th

### Fastest Laps

LapTime	Lap	Kart
0:59.588	8	Steve Chamberlain (1st)
0:59.659	26	Pete Hawkins (4th)
0:59.667	10	Ash Lunn (2nd)
1:00.005	6	Mark Taylor (5th)
1:00.039	14	Jody (3rd)
1:00.540	20	Clive Johnson (7th)
1:00.655	27	Neil (6th)
1:00.784	19	Steven Neck (8th)
1:01.110	9	Dave Lunn (11th)
1:01.175	27	Adam Guy (13th)
1:01.188	18	Tim (10th)
1:01.332	9	Nick Hawkins (9th)
<b>1:01.520</b>	<b>5</b>	<b>Ricky (14th)</b>
1:01.876	4	Tony Guy (12th)

### Race Position Progress



1 - 2:11.631	2 - 1:02.576	3 - 1:01.915	4 - 1:01.548	5 - 1:01.520
6 - 1:02.150	7 - 1:02.219	8 - 1:02.050	9 - 1:02.621	10 - 1:02.603
11 - 1:01.698	12 - 1:02.056	13 - 1:01.977	14 - 1:01.984	15 - 1:02.050
16 - 1:02.608	17 - 1:01.662	18 - 1:02.231	19 - 1:02.094	20 - 1:02.277
21 - 1:01.642	22 - 1:01.680	23 - 1:01.535		

v1.2.33 -- Report Printed: 06 April 2009 - 08:58:23



Timing, Scoring & Circuit Management Systems provided by  
 SuperSport Timing Systems  
 www.supersporttiming.com

