



Cornwall Karting

www.cornwallkarting.com

01637 860160

Mini Formula One

Positions on Lap: 10

	<u>No</u>	<u>Team Name</u>	<u>Lap</u>	<u>Time</u>	<u>Gap</u>	<u>Split</u>	<u>Fastest</u>	<u>On Lap</u>
1st	5	Pete Rush	10	10:57.578			0:59.590	8
2nd	6	Sam Dye	10	10:58.594	0:00.362	0:00.362	0:59.952	8
3rd	9	Lewis Walker	10	10:58.391	0:00.531	0:00.169	1:00.121	6
4th	7	Ben Uglon	10	11:03.469	0:00.797	0:00.266	1:00.387	7
5th	2	Nick hawkins	10	11:50.250	0:01.291	0:00.494	1:00.881	9
6th	3	Glen chun	10	11:18.531	0:01.335	0:00.044	1:00.925	8
7th	11	James Delacoe	10	11:11.391	0:01.365	0:00.030	1:00.955	10
8th	14	Mike Randle	10	11:07.328	0:01.492	0:00.127	1:01.082	5
9th	12	Clive Johnson	10	11:47.172	0:01.677	0:00.185	1:01.267	10
10th	4	Cameron May	10	11:24.422	0:01.911	0:00.234	1:01.501	6
11th	10	Graham Westacott	10	11:29.297	0:02.549	0:00.638	1:02.139	9
12th	13	Dave Stricklands	10	11:18.938	0:02.765	0:00.216	1:02.355	7
13th	15	Robert Standing	9	10:56.969	0:03.709	0:00.944	1:03.299	5
14th	8	Nick Craddock	10	11:50.859	0:04.085	0:00.376	1:03.675	10
15th	1	Joseph gibson	9	11:18.313	1L-5s	0:01.820	1:05.495	9

Results as at: 06 March 2010 - 17:35:24

v1.3.6 -- Report Printed: 06 March 2010 - 17:35:24



Cornwall Karting

www.cornwallkarting.com

01637 860160

Mini Formula One

Positions on Lap: 30

	<u>No</u>	<u>Team Name</u>	<u>Lap</u>	<u>Time</u>	<u>Gap</u>	<u>Split</u>	<u>Fastest</u>	<u>On Lap</u>
1st	5	Pete Rush	30	31:39.531			0:59.727	16
2nd	7	Ben Uglon	30	31:39.937	0:00.202	0:00.202	0:59.568	7
3rd	9	Lewis Walker	30	31:40.344	0:00.694	0:00.492	0:59.125	6
4th	6	Sam Dye	30	31:48.469	0:08.726	0:08.032	0:59.580	5
5th	2	Nick hawkins	30	32:01.469	0:21.865	0:13.139	0:59.833	11
6th	12	Clive Johnson	30	32:05.328	0:25.686	0:03.821	1:00.337	6
7th	11	James Delacoe	30	32:09.797	0:30.283	0:04.597	1:00.158	12
8th	14	Mike Randle	30	32:20.766	0:41.242	0:10.959	1:00.560	4
9th	3	Glen chun	30	32:21.172	0:41.421	0:00.179	1:00.391	30
10th	4	Cameron May	30	32:40.484	1:00.688	0:19.267	1:00.792	19
11th	10	Graham Westacott	29	31:42.984	1L-3s	0:04.819	1:01.373	25
12th	8	Nick Craddock	29	32:10.406	1L-30s	0:27.728	1:01.699	6
13th	15	Robert Standing	29	32:30.125	1L-50s	0:19.571	1:01.815	22
14th	13	Dave Stricklands	29	32:35.000	1L-55s	0:04.847	1:01.993	6
15th	1	Joseph gibson	27	31:50.500	3L-11s	1L-19s	1:04.009	26

Results as at: 06 March 2010 - 17:36:05

v1.3.6 -- Report Printed: 06 March 2010 - 17:36:05



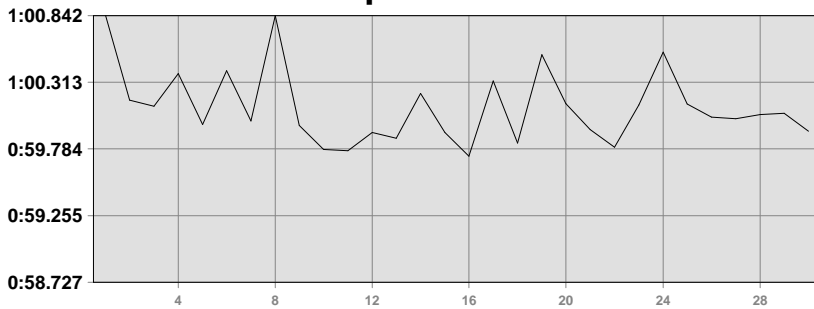
Cornwall Karting

www.cornwallkarting.com

01637 860160

Kart: 5 - Pete Rush

Lap Times

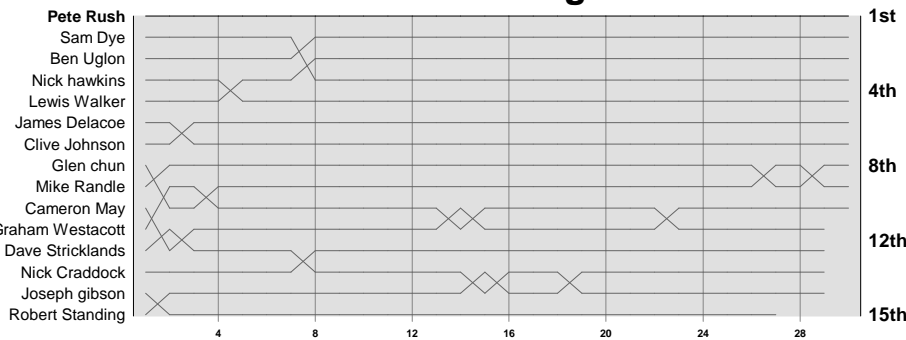


Finished: 1st
Fastest: 0:59.727 Lap 16
Highest Posn: 1st
Lowest Posn: 1st

Fastest Laps

LapTime	Lap	Kart
0:59.125	6	Lewis Walker (3rd)
0:59.568	7	Ben Uglon (2nd)
0:59.580	5	Sam Dye (4th)
0:59.727	16	Pete Rush (1st)
0:59.833	11	Nick hawkins (5th)
1:00.158	12	James Delacoe (7th)
1:00.337	6	Clive Johnson (6th)
1:00.391	30	Glen chun (9th)
1:00.560	4	Mike Randle (8th)
1:00.792	19	Cameron May (10th)
1:01.373	25	Graham Westacott (11th)
1:01.699	6	Nick Craddock (12th)
1:01.815	22	Robert Standing (13th)
1:01.993	6	Dave Stricklands (14th)
1:04.009	26	Joseph gibson (15th)

Race Position Progress



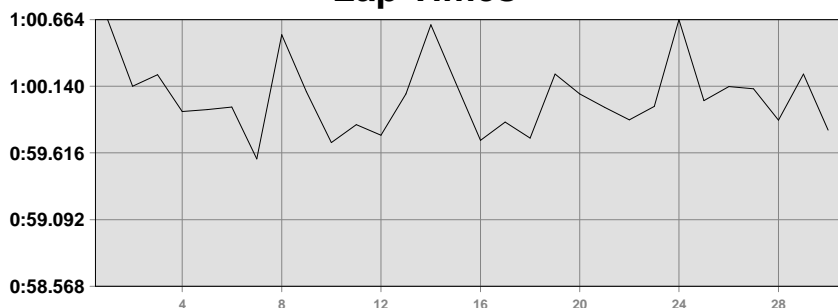
1 - 2:36.994	2 - 1:00.172	3 - 1:00.122	4 - 1:00.382	5 - 0:59.979
6 - 1:00.403	7 - 1:00.005	8 - 1:00.842	9 - 0:59.970	10 - 0:59.779
11 - 0:59.771	12 - 0:59.915	13 - 0:59.868	14 - 1:00.223	15 - 0:59.915
16 - 0:59.727	17 - 1:00.324	18 - 0:59.831	19 - 1:00.531	20 - 1:00.144
21 - 0:59.937	22 - 0:59.798	23 - 1:00.133	24 - 1:00.551	25 - 1:00.141
26 - 1:00.036	27 - 1:00.025	28 - 1:00.057	29 - 1:00.066	30 - 0:59.925

v1.3.6 -- Report Printed: 06 March 2010 - 17:36:24



Kart: 7 - Ben Uglon

Lap Times

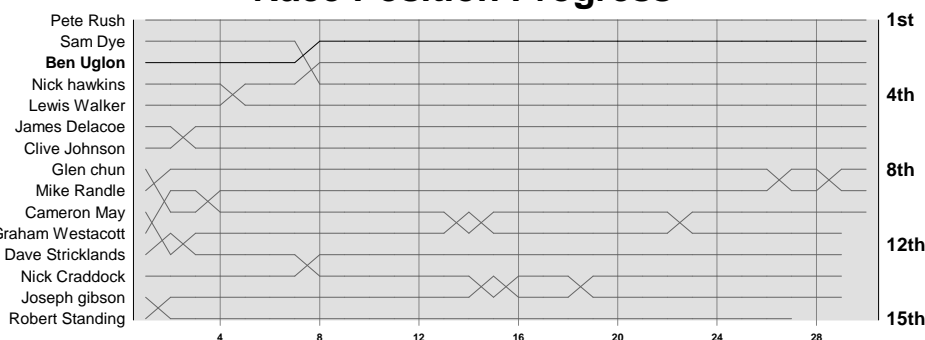


Finished: 2nd
Fastest: 0:59.568 Lap 7
Highest Posn: 2nd
Lowest Posn: 3rd

Fastest Laps

LapTime	Lap	Kart
0:59.125	6	Lewis Walker (3rd)
0:59.568	7	Ben Uglon (2nd)
0:59.580	5	Sam Dye (4th)
0:59.727	16	Pete Rush (1st)
0:59.833	11	Nick hawkins (5th)
1:00.158	12	James Delacoe (7th)
1:00.337	6	Clive Johnson (6th)
1:00.391	30	Glen chun (9th)
1:00.560	4	Mike Randle (8th)
1:00.792	19	Cameron May (10th)
1:01.373	25	Graham Westacott (11th)
1:01.699	6	Nick Craddock (12th)
1:01.815	22	Robert Standing (13th)
1:01.993	6	Dave Stricklands (14th)
1:04.009	26	Joseph gibson (15th)

Race Position Progress

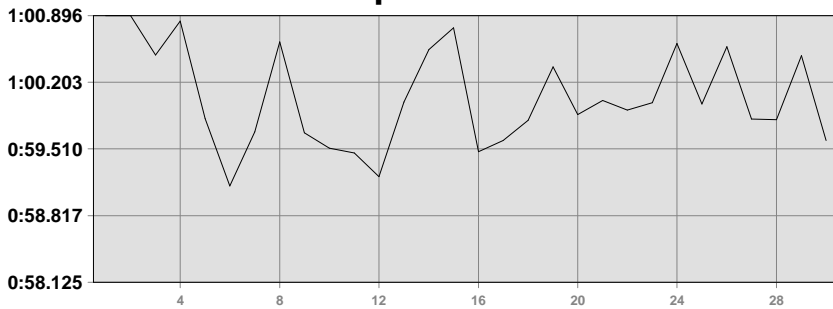


1 - 2:38.850	2 - 1:00.140	3 - 1:00.231	4 - 0:59.942	5 - 0:59.957
6 - 0:59.977	7 - 0:59.568	8 - 1:00.544	9 - 1:00.097	10 - 0:59.698
11 - 0:59.838	12 - 0:59.755	13 - 1:00.080	14 - 1:00.622	15 - 1:00.169
16 - 0:59.714	17 - 0:59.858	18 - 0:59.733	19 - 1:00.234	20 - 1:00.079
21 - 0:59.973	22 - 0:59.875	23 - 0:59.982	24 - 1:00.664	25 - 1:00.027
26 - 1:00.137	27 - 1:00.120	28 - 0:59.873	29 - 1:00.236	30 - 0:59.795



Kart: 9 - Lewis Walker

Lap Times

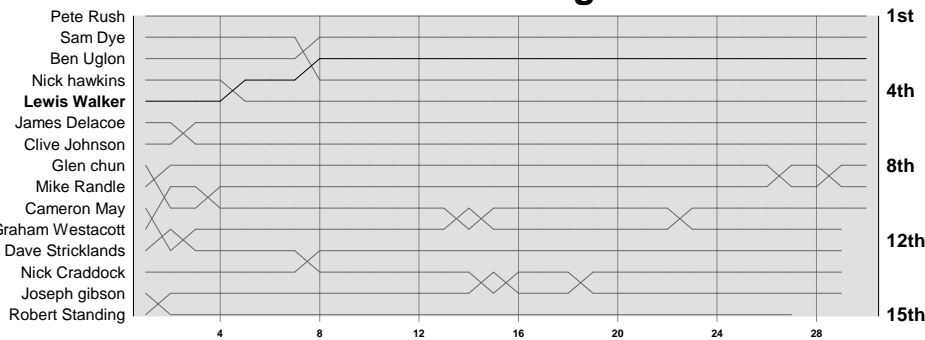


Finished: 3rd
Fastest: 0:59.125 Lap 6
Highest Posn: 3rd
Lowest Posn: 5th

Fastest Laps

LapTime	Lap	Kart
0:59.125	6	Lewis Walker (3rd)
0:59.568	7	Ben Uglon (2nd)
0:59.580	5	Sam Dye (4th)
0:59.727	16	Pete Rush (1st)
0:59.833	11	Nick hawkins (5th)
1:00.158	12	James Delacoe (7th)
1:00.337	6	Clive Johnson (6th)
1:00.391	30	Glen chun (9th)
1:00.560	4	Mike Randle (8th)
1:00.792	19	Cameron May (10th)
1:01.373	25	Graham Westacott (11th)
1:01.699	6	Nick Craddock (12th)
1:01.815	22	Robert Standing (13th)
1:01.993	6	Dave Stricklands (14th)
1:04.009	26	Joseph gibson (15th)

Race Position Progress



1 - 2:39.700	2 - 1:00.896	3 - 1:00.484	4 - 1:00.837	5 - 0:59.824
6 - 0:59.125	7 - 0:59.688	8 - 1:00.623	9 - 0:59.678	10 - 0:59.518
11 - 0:59.468	12 - 0:59.222	13 - 0:59.997	14 - 1:00.541	15 - 1:00.767
16 - 0:59.480	17 - 0:59.596	18 - 0:59.806	19 - 1:00.364	20 - 0:59.866
21 - 1:00.013	22 - 0:59.915	23 - 0:59.988	24 - 1:00.604	25 - 0:59.976
26 - 1:00.570	27 - 0:59.820	28 - 0:59.816	29 - 1:00.479	30 - 0:59.599



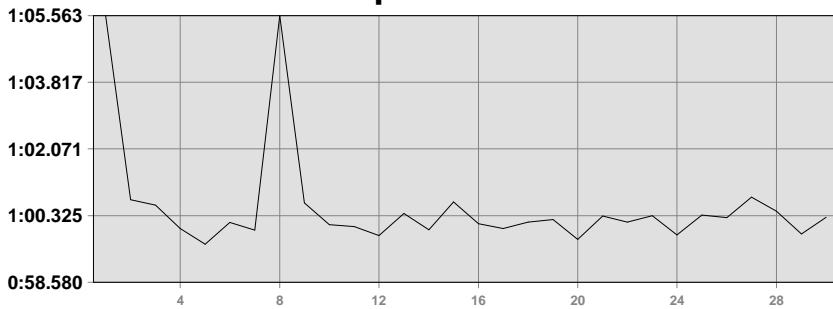
Cornwall Karting

www.cornwallkarting.com

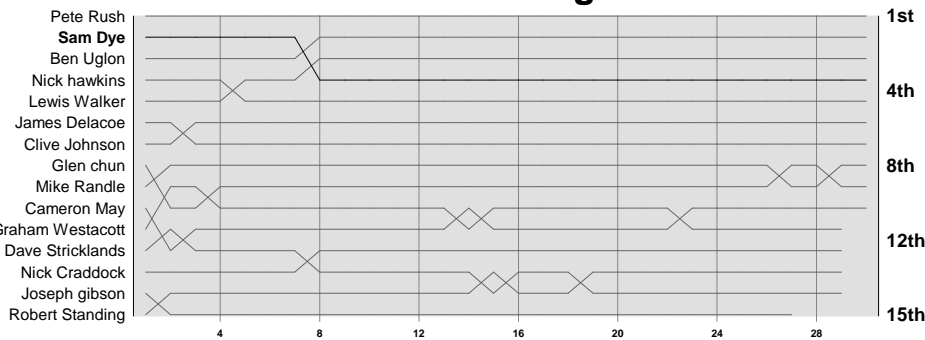
01637 860160

Kart: 6 - Sam Dye

Lap Times



Race Position Progress



Finished: 4th
 Fastest: 0:59.580 Lap 5
 Highest Posn: 2nd
 Lowest Posn: 4th

Fastest Laps

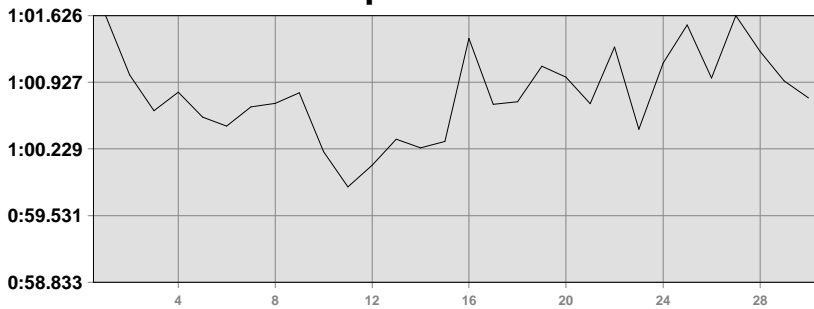
LapTime	Lap	Kart
0:59.125	6	Lewis Walker (3rd)
0:59.568	7	Ben Uglon (2nd)
0:59.580	5	Sam Dye (4th)
0:59.727	16	Pete Rush (1st)
0:59.833	11	Nick Hawkins (5th)
1:00.158	12	James Delacoe (7th)
1:00.337	6	Clive Johnson (6th)
1:00.391	30	Glen Chun (9th)
1:00.560	4	Mike Randle (8th)
1:00.792	19	Cameron May (10th)
1:01.373	25	Graham Westacott (11th)
1:01.699	6	Nick Craddock (12th)
1:01.815	22	Robert Standing (13th)
1:01.993	6	Dave Stricklands (14th)
1:04.009	26	Joseph Gibson (15th)

1 - 2:37.358	2 - 1:00.746	3 - 1:00.597	4 - 0:59.990	5 - 0:59.580
6 - 1:00.149	7 - 0:59.948	8 - 1:05.563	9 - 1:00.655	10 - 1:00.088
11 - 1:00.037	12 - 0:59.801	13 - 1:00.378	14 - 0:59.954	15 - 1:00.687
16 - 1:00.109	17 - 0:59.982	18 - 1:00.156	19 - 1:00.219	20 - 0:59.706
21 - 1:00.316	22 - 1:00.152	23 - 1:00.320	24 - 0:59.816	25 - 1:00.338
26 - 1:00.271	27 - 1:00.810	28 - 1:00.436	29 - 0:59.847	30 - 1:00.283



Kart: 2 - Nick hawkins

Lap Times

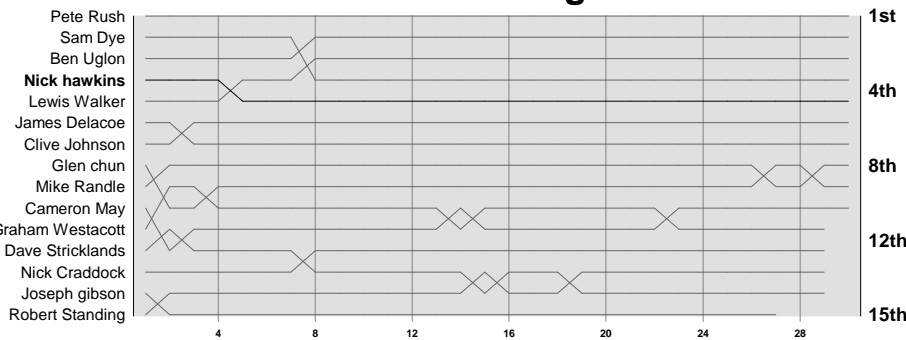


Finished: 5th
Fastest: 0:59.833 Lap 11
Highest Posn: 4th
Lowest Posn: 5th

Fastest Laps

LapTime	Lap	Kart
0:59.125	6	Lewis Walker (3rd)
0:59.568	7	Ben Uglon (2nd)
0:59.580	5	Sam Dye (4th)
0:59.727	16	Pete Rush (1st)
0:59.833	11	Nick hawkins (5th)
1:00.158	12	James Delacoe (7th)
1:00.337	6	Clive Johnson (6th)
1:00.391	30	Glen chun (9th)
1:00.560	4	Mike Randle (8th)
1:00.792	19	Cameron May (10th)
1:01.373	25	Graham Westacott (11th)
1:01.699	6	Nick Craddock (12th)
1:01.815	22	Robert Standing (13th)
1:01.993	6	Dave Stricklands (14th)
1:04.009	26	Joseph gibson (15th)

Race Position Progress

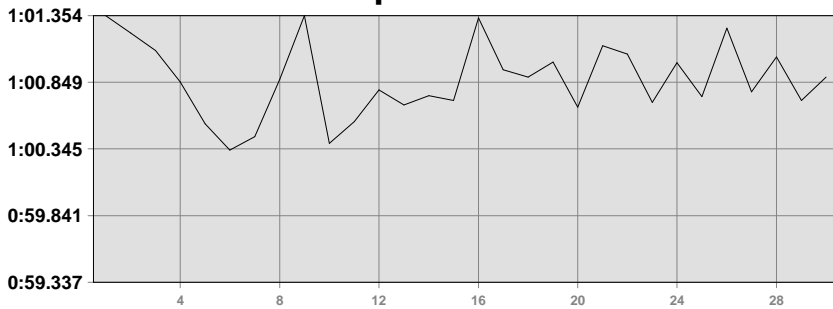


1 - 2:39.263	2 - 1:01.004	3 - 1:00.629	4 - 1:00.824	5 - 1:00.563
6 - 1:00.467	7 - 1:00.671	8 - 1:00.706	9 - 1:00.817	10 - 1:00.200
11 - 0:59.833	12 - 1:00.058	13 - 1:00.332	14 - 1:00.239	15 - 1:00.306
16 - 1:01.387	17 - 1:00.698	18 - 1:00.723	19 - 1:01.094	20 - 1:00.980
21 - 1:00.703	22 - 1:01.296	23 - 1:00.433	24 - 1:01.127	25 - 1:01.528
26 - 1:00.971	27 - 1:01.626	28 - 1:01.249	29 - 1:00.942	30 - 1:00.762



Kart: 12 - Clive Johnson

Lap Times

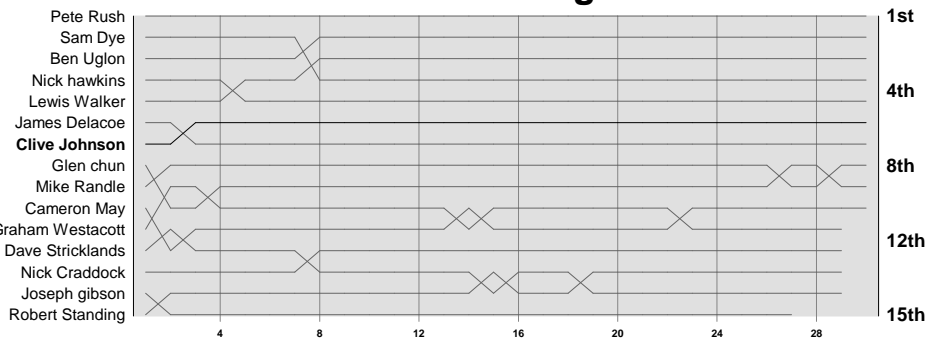


Finished: 6th
Fastest: 1:00.337 Lap 6
Highest Posn: 6th
Lowest Posn: 7th

Fastest Laps

LapTime	Lap	Kart
0:59.125	6	Lewis Walker (3rd)
0:59.568	7	Ben Uglon (2nd)
0:59.580	5	Sam Dye (4th)
0:59.727	16	Pete Rush (1st)
0:59.833	11	Nick hawkins (5th)
1:00.158	12	James Delacoe (7th)
1:00.337	6	Clive Johnson (6th)
1:00.391	30	Glen chun (9th)
1:00.560	4	Mike Randle (8th)
1:00.792	19	Cameron May (10th)
1:01.373	25	Graham Westacott (11th)
1:01.699	6	Nick Craddock (12th)
1:01.815	22	Robert Standing (13th)
1:01.993	6	Dave Stricklands (14th)
1:04.009	26	Joseph gibson (15th)

Race Position Progress

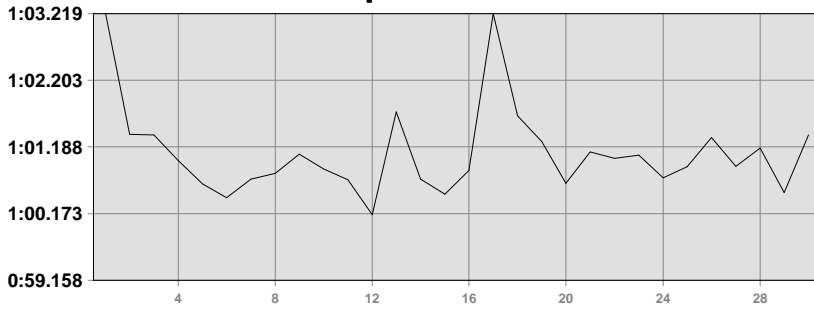


1 - 2:40.558	2 - 1:01.223	3 - 1:01.090	4 - 1:00.851	5 - 1:00.534
6 - 1:00.337	7 - 1:00.437	8 - 1:00.872	9 - 1:01.354	10 - 1:00.387
11 - 1:00.552	12 - 1:00.791	13 - 1:00.677	14 - 1:00.749	15 - 1:00.711
16 - 1:01.336	17 - 1:00.945	18 - 1:00.889	19 - 1:01.002	20 - 1:00.660
21 - 1:01.126	22 - 1:01.062	23 - 1:00.697	24 - 1:00.996	25 - 1:00.741
26 - 1:01.258	27 - 1:00.776	28 - 1:01.041	29 - 1:00.712	30 - 1:00.888



Kart: 11 - James Delacoe

Lap Times

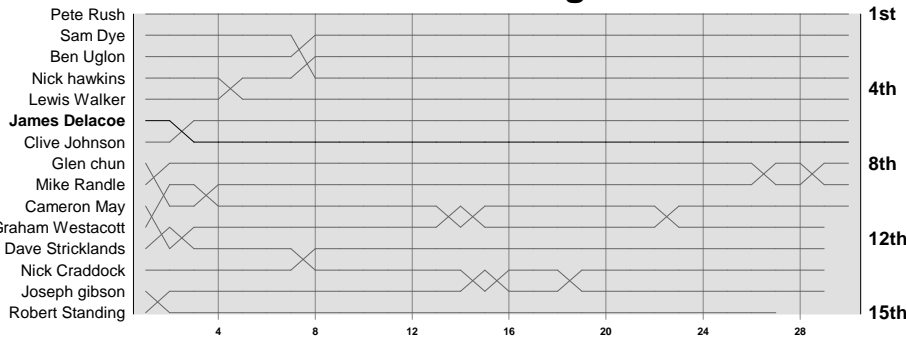


Finished: 7th
Fastest: 1:00.158 Lap 12
Highest Posn: 6th
Lowest Posn: 7th

Fastest Laps

LapTime	Lap	Kart
0:59.125	6	Lewis Walker (3rd)
0:59.568	7	Ben Uglon (2nd)
0:59.580	5	Sam Dye (4th)
0:59.727	16	Pete Rush (1st)
0:59.833	11	Nick hawkins (5th)
1:00.158	12	James Delacoe (7th)
1:00.337	6	Clive Johnson (6th)
1:00.391	30	Glen chun (9th)
1:00.560	4	Mike Randle (8th)
1:00.792	19	Cameron May (10th)
1:01.373	25	Graham Westacott (11th)
1:01.699	6	Nick Craddock (12th)
1:01.815	22	Robert Standing (13th)
1:01.993	6	Dave Stricklands (14th)
1:04.009	26	Joseph gibson (15th)

Race Position Progress

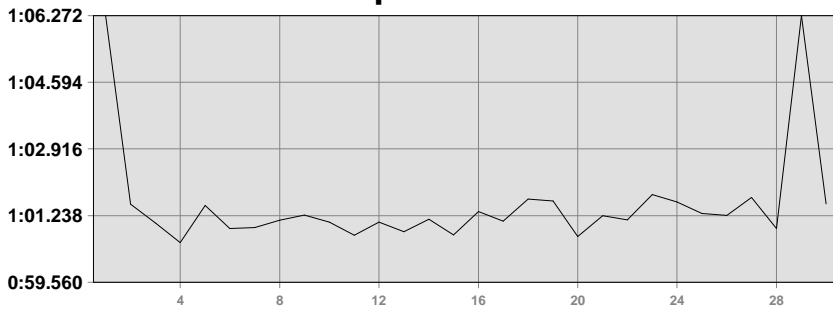


1 - 2:40.277	2 - 1:01.380	3 - 1:01.370	4 - 1:00.980	5 - 1:00.625
6 - 1:00.414	7 - 1:00.697	8 - 1:00.785	9 - 1:01.079	10 - 1:00.855
11 - 1:00.687	12 - 1:00.158	13 - 1:01.718	14 - 1:00.695	15 - 1:00.470
16 - 1:00.830	17 - 1:03.219	18 - 1:01.662	19 - 1:01.266	20 - 1:00.634
21 - 1:01.112	22 - 1:01.012	23 - 1:01.061	24 - 1:00.716	25 - 1:00.888
26 - 1:01.333	27 - 1:00.891	28 - 1:01.172	29 - 1:00.494	30 - 1:01.369



Kart: 14 - Mike Randle

Lap Times

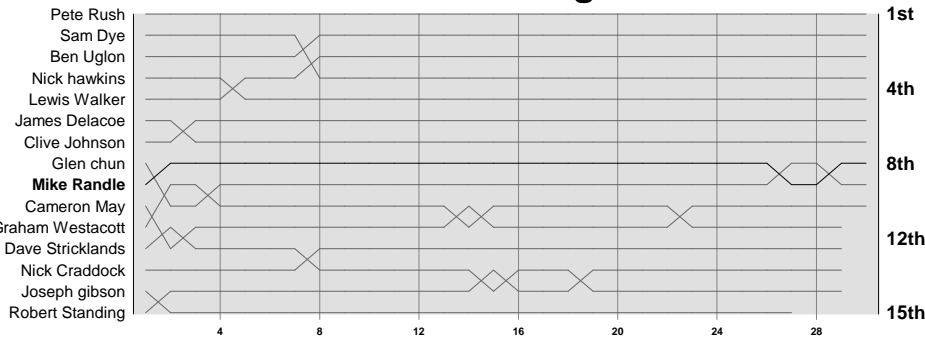


Finished: 8th
Fastest: 1:00.560 Lap 4
Highest Posn: 8th
Lowest Posn: 9th

Fastest Laps

LapTime	Lap	Kart
0:59.125	6	Lewis Walker (3rd)
0:59.568	7	Ben Uglon (2nd)
0:59.580	5	Sam Dye (4th)
0:59.727	16	Pete Rush (1st)
0:59.833	11	Nick hawkins (5th)
1:00.158	12	James Delacoe (7th)
1:00.337	6	Clive Johnson (6th)
1:00.391	30	Glen chun (9th)
1:00.560	4	Mike Randle (8th)
1:00.792	19	Cameron May (10th)
1:01.373	25	Graham Westacott (11th)
1:01.699	6	Nick Craddock (12th)
1:01.815	22	Robert Standing (13th)
1:01.993	6	Dave Stricklands (14th)
1:04.009	26	Joseph gibson (15th)

Race Position Progress

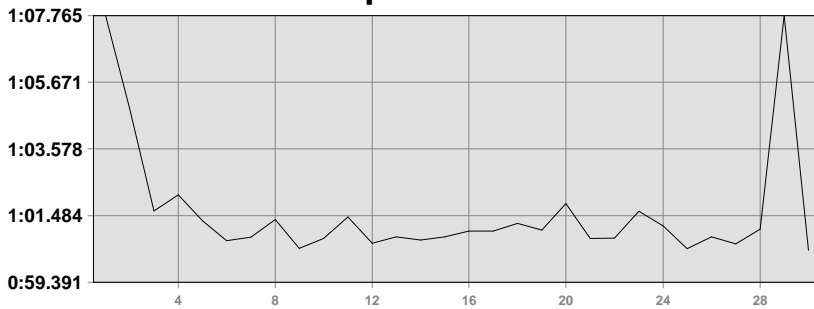


1 - 2:41.289	2 - 1:01.525	3 - 1:01.047	4 - 1:00.560	5 - 1:01.492
6 - 1:00.911	7 - 1:00.936	8 - 1:01.124	9 - 1:01.251	10 - 1:01.077
11 - 1:00.744	12 - 1:01.070	13 - 1:00.835	14 - 1:01.147	15 - 1:00.750
16 - 1:01.342	17 - 1:01.100	18 - 1:01.652	19 - 1:01.605	20 - 1:00.709
21 - 1:01.233	22 - 1:01.127	23 - 1:01.769	24 - 1:01.576	25 - 1:01.289
26 - 1:01.244	27 - 1:01.691	28 - 1:00.910	29 - 1:06.272	30 - 1:01.531



Kart: 3 - Glen chun

Lap Times

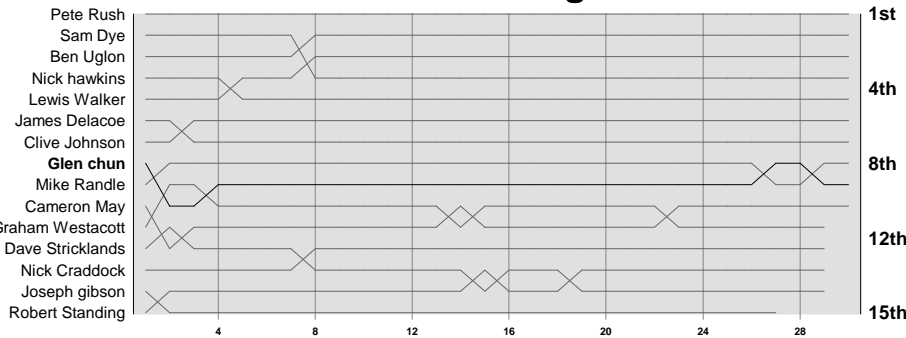


Finished: 9th
Fastest: 1:00.391 Lap 30
Highest Posn: 8th
Lowest Posn: 10th

Fastest Laps

LapTime	Lap	Kart
0:59.125	6	Lewis Walker (3rd)
0:59.568	7	Ben Uglon (2nd)
0:59.580	5	Sam Dye (4th)
0:59.727	16	Pete Rush (1st)
0:59.833	11	Nick hawkins (5th)
1:00.158	12	James Delacoe (7th)
1:00.337	6	Clive Johnson (6th)
1:00.391	30	Glen chun (9th)
1:00.560	4	Mike Randle (8th)
1:00.792	19	Cameron May (10th)
1:01.373	25	Graham Westacott (11th)
1:01.699	6	Nick Craddock (12th)
1:01.815	22	Robert Standing (13th)
1:01.993	6	Dave Stricklands (14th)
1:04.009	26	Joseph gibson (15th)

Race Position Progress

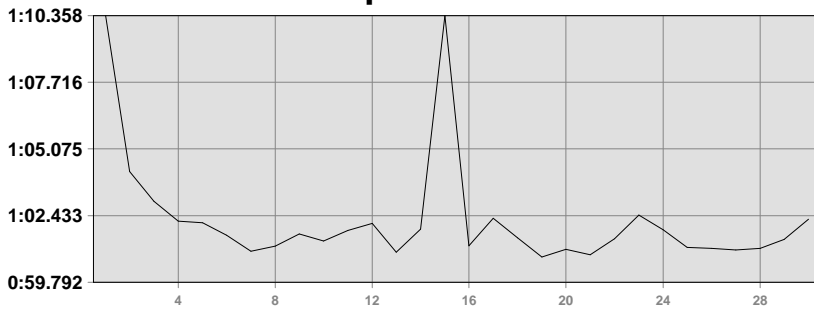


1 - 2:41.070	2 - 1:04.848	3 - 1:01.635	4 - 1:02.129	5 - 1:01.319
6 - 1:00.692	7 - 1:00.805	8 - 1:01.361	9 - 1:00.460	10 - 1:00.767
11 - 1:01.439	12 - 1:00.614	13 - 1:00.817	14 - 1:00.713	15 - 1:00.814
16 - 1:00.994	17 - 1:00.997	18 - 1:01.237	19 - 1:01.022	20 - 1:01.861
21 - 1:00.769	22 - 1:00.779	23 - 1:01.621	24 - 1:01.157	25 - 1:00.440
26 - 1:00.816	27 - 1:00.593	28 - 1:01.062	29 - 1:07.765	30 - 1:00.391



Kart: 4 - Cameron May

Lap Times

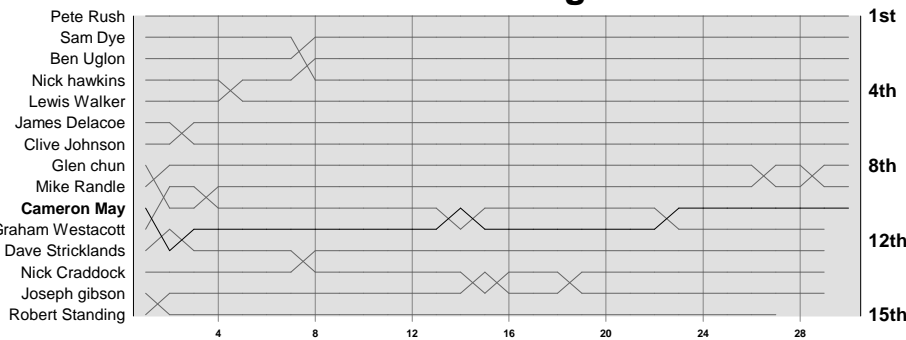


Finished: 10th
Fastest: 1:00.792 Lap 19
Highest Posn: 10th
Lowest Posn: 12th

Fastest Laps

LapTime	Lap	Kart
0:59.125	6	Lewis Walker (3rd)
0:59.568	7	Ben Uglon (2nd)
0:59.580	5	Sam Dye (4th)
0:59.727	16	Pete Rush (1st)
0:59.833	11	Nick hawkins (5th)
1:00.158	12	James Delacoe (7th)
1:00.337	6	Clive Johnson (6th)
1:00.391	30	Glen chun (9th)
1:00.560	4	Mike Randle (8th)
1:00.792	19	Cameron May (10th)
1:01.373	25	Graham Westacott (11th)
1:01.699	6	Nick Craddock (12th)
1:01.815	22	Robert Standing (13th)
1:01.993	6	Dave Stricklands (14th)
1:04.009	26	Joseph gibson (15th)

Race Position Progress

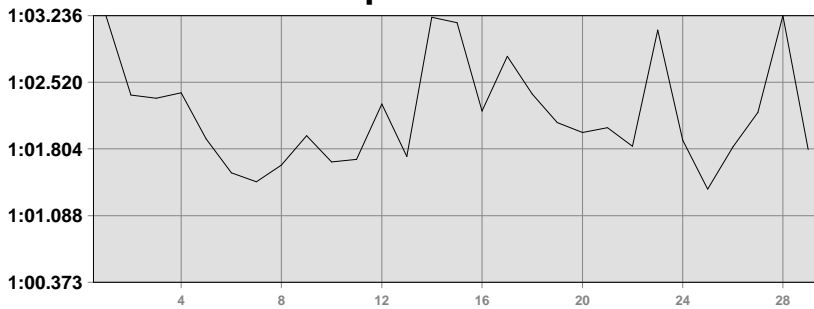


1 - 2:42.456	2 - 1:04.180	3 - 1:02.998	4 - 1:02.214	5 - 1:02.152
6 - 1:01.657	7 - 1:01.022	8 - 1:01.231	9 - 1:01.697	10 - 1:01.422
11 - 1:01.844	12 - 1:02.124	13 - 1:00.979	14 - 1:01.900	15 - 1:10.358
16 - 1:01.240	17 - 1:02.326	18 - 1:01.557	19 - 1:00.792	20 - 1:01.097
21 - 1:00.888	22 - 1:01.509	23 - 1:02.450	24 - 1:01.867	25 - 1:01.178
26 - 1:01.136	27 - 1:01.071	28 - 1:01.135	29 - 1:01.489	30 - 1:02.285



Kart: 10 - Graham Westacott

Lap Times

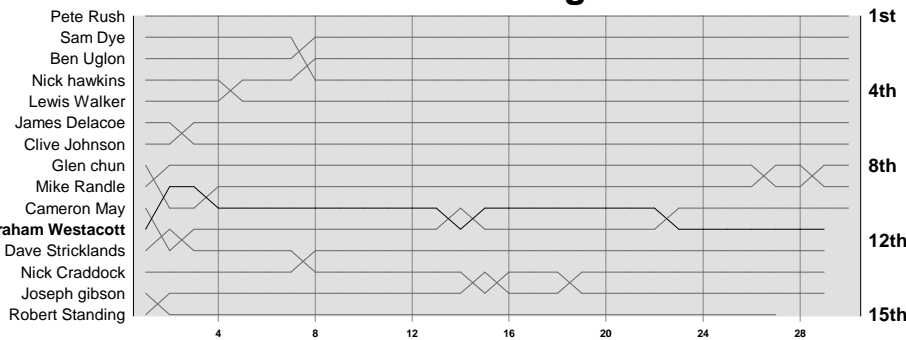


Finished: 11th
Fastest: 1:01.373 Lap 25
Highest Posn: 9th
Lowest Posn: 11th

Fastest Laps

LapTime	Lap	Kart
0:59.125	6	Lewis Walker (3rd)
0:59.568	7	Ben Uglon (2nd)
0:59.580	5	Sam Dye (4th)
0:59.727	16	Pete Rush (1st)
0:59.833	11	Nick hawkins (5th)
1:00.158	12	James Delacoe (7th)
1:00.337	6	Clive Johnson (6th)
1:00.391	30	Glen chun (9th)
1:00.560	4	Mike Randle (8th)
1:00.792	19	Cameron May (10th)
1:01.373	25	Graham Westacott (11th)
1:01.699	6	Nick Craddock (12th)
1:01.815	22	Robert Standing (13th)
1:01.993	6	Dave Stricklands (14th)
1:04.009	26	Joseph gibson (15th)

Race Position Progress

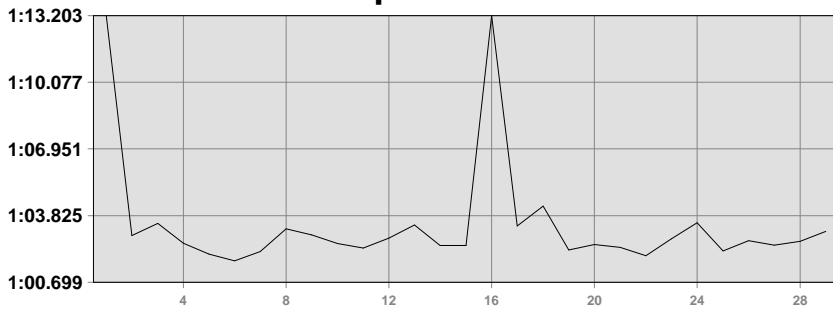


1 - 2:42.685	2 - 1:02.381	3 - 1:02.347	4 - 1:02.407	5 - 1:01.911
6 - 1:01.547	7 - 1:01.452	8 - 1:01.630	9 - 1:01.948	10 - 1:01.666
11 - 1:01.692	12 - 1:02.286	13 - 1:01.723	14 - 1:03.218	15 - 1:03.159
16 - 1:02.210	17 - 1:02.799	18 - 1:02.391	19 - 1:02.088	20 - 1:01.980
21 - 1:02.031	22 - 1:01.831	23 - 1:03.079	24 - 1:01.898	25 - 1:01.373
26 - 1:01.827	27 - 1:02.195	28 - 1:03.236	29 - 1:01.798	



Kart: 8 - Nick Craddock

Lap Times

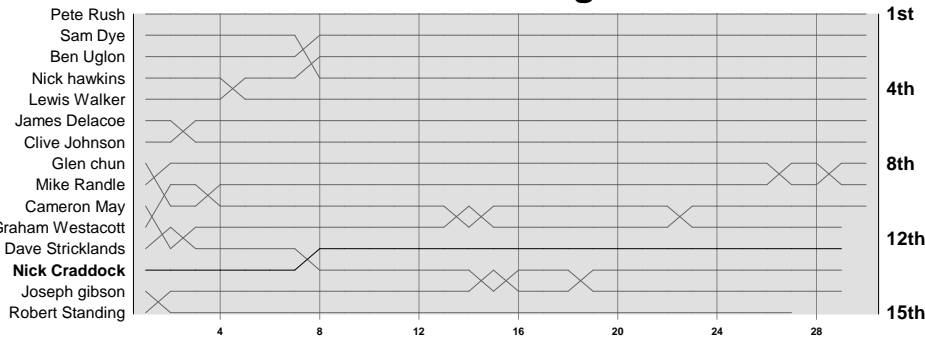


Finished: 12th
Fastest: 1:01.699 Lap 6
Highest Posn: 12th
Lowest Posn: 13th

Fastest Laps

LapTime	Lap	Kart
0:59.125	6	Lewis Walker (3rd)
0:59.568	7	Ben Uglon (2nd)
0:59.580	5	Sam Dye (4th)
0:59.727	16	Pete Rush (1st)
0:59.833	11	Nick hawkins (5th)
1:00.158	12	James Delacoe (7th)
1:00.337	6	Clive Johnson (6th)
1:00.391	30	Glen chun (9th)
1:00.560	4	Mike Randle (8th)
1:00.792	19	Cameron May (10th)
1:01.373	25	Graham Westacott (11th)
1:01.699	6	Nick Craddock (12th)
1:01.815	22	Robert Standing (13th)
1:01.993	6	Dave Stricklands (14th)
1:04.009	26	Joseph gibson (15th)

Race Position Progress

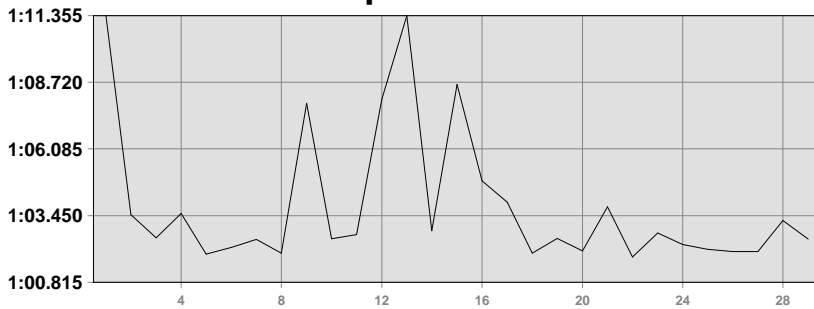


1 - 2:44.905	2 - 1:02.894	3 - 1:03.459	4 - 1:02.524	5 - 1:02.020
6 - 1:01.699	7 - 1:02.146	8 - 1:03.199	9 - 1:02.923	10 - 1:02.514
11 - 1:02.297	12 - 1:02.769	13 - 1:03.378	14 - 1:02.417	15 - 1:02.427
16 - 1:13.203	17 - 1:03.328	18 - 1:04.268	19 - 1:02.213	20 - 1:02.470
21 - 1:02.328	22 - 1:01.942	23 - 1:02.740	24 - 1:03.493	25 - 1:02.171
26 - 1:02.651	27 - 1:02.443	28 - 1:02.610	29 - 1:03.085	



Kart: 15 - Robert Standing

Lap Times

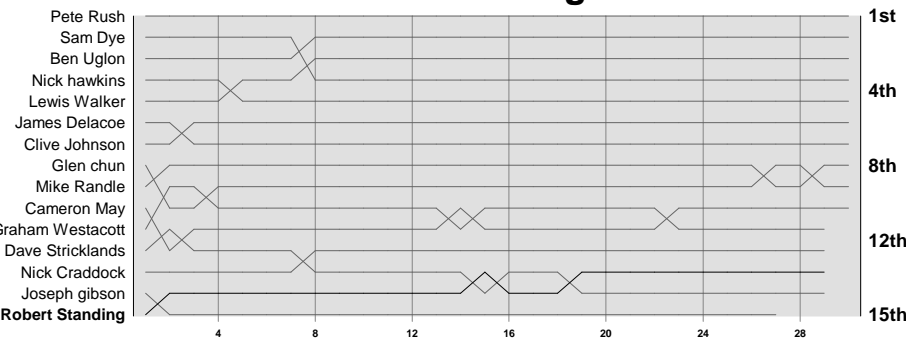


Finished: 13th
Fastest: 1:01.815 Lap 22
Highest Posn: 13th
Lowest Posn: 15th

Fastest Laps

LapTime	Lap	Kart
0:59.125	6	Lewis Walker (3rd)
0:59.568	7	Ben Uglon (2nd)
0:59.580	5	Sam Dye (4th)
0:59.727	16	Pete Rush (1st)
0:59.833	11	Nick hawkins (5th)
1:00.158	12	James Delacoe (7th)
1:00.337	6	Clive Johnson (6th)
1:00.391	30	Glen chun (9th)
1:00.560	4	Mike Randle (8th)
1:00.792	19	Cameron May (10th)
1:01.373	25	Graham Westacott (11th)
1:01.699	6	Nick Craddock (12th)
1:01.815	22	Robert Standing (13th)
1:01.993	6	Dave Stricklands (14th)
1:04.009	26	Joseph gibson (15th)

Race Position Progress

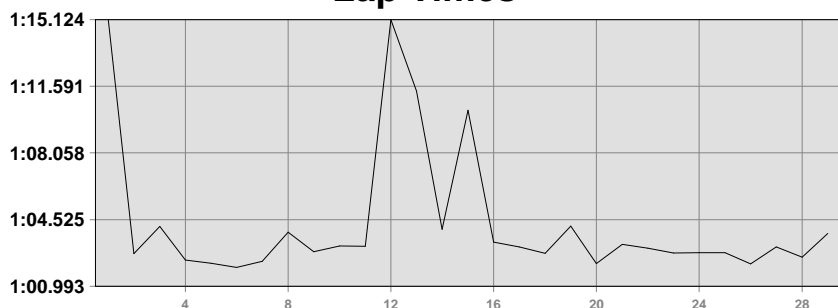


1 - 2:49.888	2 - 1:03.474	3 - 1:02.574	4 - 1:03.530	5 - 1:01.933
6 - 1:02.193	7 - 1:02.507	8 - 1:01.964	9 - 1:07.888	10 - 1:02.540
11 - 1:02.697	12 - 1:08.049	13 - 1:11.355	14 - 1:02.855	15 - 1:08.637
16 - 1:04.824	17 - 1:03.979	18 - 1:01.969	19 - 1:02.546	20 - 1:02.049
21 - 1:03.794	22 - 1:01.815	23 - 1:02.766	24 - 1:02.314	25 - 1:02.114
26 - 1:02.032	27 - 1:02.027	28 - 1:03.250	29 - 1:02.524	



Kart: 13 - Dave Stricklands

Lap Times

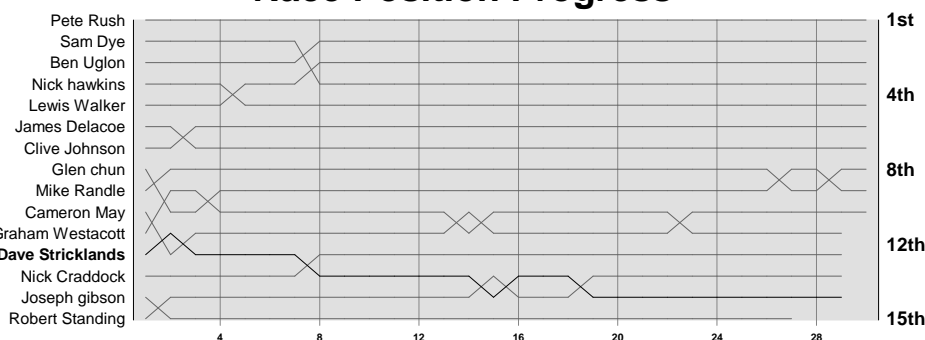


Finished: 14th
Fastest: 1:01.993 Lap 6
Highest Posn: 11th
Lowest Posn: 14th

Fastest Laps

LapTime	Lap	Kart
0:59.125	6	Lewis Walker (3rd)
0:59.568	7	Ben Uglon (2nd)
0:59.580	5	Sam Dye (4th)
0:59.727	16	Pete Rush (1st)
0:59.833	11	Nick hawkins (5th)
1:00.158	12	James Delacoe (7th)
1:00.337	6	Clive Johnson (6th)
1:00.391	30	Glen chun (9th)
1:00.560	4	Mike Randle (8th)
1:00.792	19	Cameron May (10th)
1:01.373	25	Graham Westacott (11th)
1:01.699	6	Nick Craddock (12th)
1:01.815	22	Robert Standing (13th)
1:01.993	6	Dave Stricklands (14th)
1:04.009	26	Joseph gibson (15th)

Race Position Progress

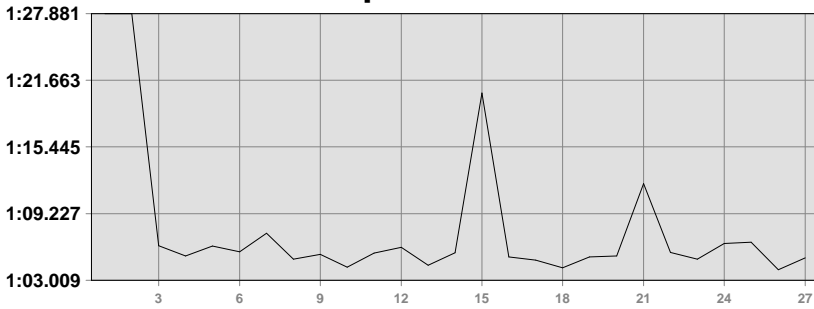


1 - 2:43.772	2 - 1:02.720	3 - 1:04.164	4 - 1:02.387	5 - 1:02.217
6 - 1:01.993	7 - 1:02.321	8 - 1:03.862	9 - 1:02.817	10 - 1:03.122
11 - 1:03.106	12 - 1:15.124	13 - 1:11.339	14 - 1:04.016	15 - 1:10.321
16 - 1:03.340	17 - 1:03.076	18 - 1:02.741	19 - 1:04.184	20 - 1:02.201
21 - 1:03.222	22 - 1:03.013	23 - 1:02.750	24 - 1:02.769	25 - 1:02.776
26 - 1:02.175	27 - 1:03.083	28 - 1:02.535	29 - 1:03.788	



Kart: 1 - Joseph gibson

Lap Times

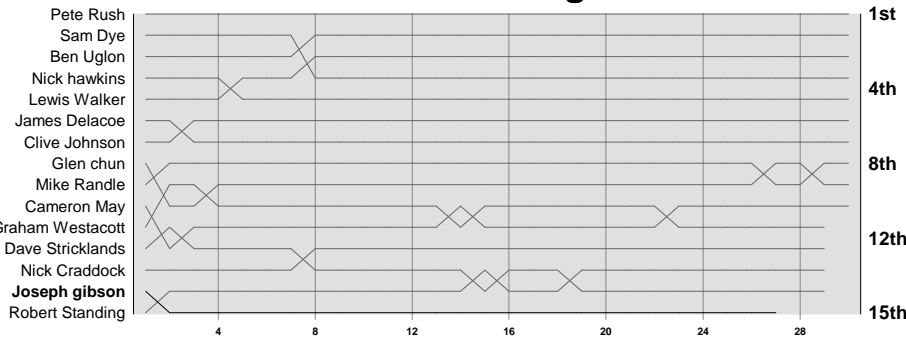


Finished: 15th
Fastest: 1:04.009 Lap 26
Highest Posn: 14th
Lowest Posn: 15th

Fastest Laps

LapTime	Lap	Kart
0:59.125	6	Lewis Walker (3rd)
0:59.568	7	Ben Uglon (2nd)
0:59.580	5	Sam Dye (4th)
0:59.727	16	Pete Rush (1st)
0:59.833	11	Nick hawkins (5th)
1:00.158	12	James Delacoe (7th)
1:00.337	6	Clive Johnson (6th)
1:00.391	30	Glen chun (9th)
1:00.560	4	Mike Randle (8th)
1:00.792	19	Cameron May (10th)
1:01.373	25	Graham Westacott (11th)
1:01.699	6	Nick Craddock (12th)
1:01.815	22	Robert Standing (13th)
1:01.993	6	Dave Stricklands (14th)
1:04.009	26	Joseph gibson (15th)

Race Position Progress



1 - 2:45.835	2 - 1:27.881	3 - 1:06.221	4 - 1:05.282	5 - 1:06.208
6 - 1:05.655	7 - 1:07.400	8 - 1:04.989	9 - 1:05.439	10 - 1:04.212
11 - 1:05.531	12 - 1:06.077	13 - 1:04.404	14 - 1:05.589	15 - 1:20.460
16 - 1:05.193	17 - 1:04.881	18 - 1:04.173	19 - 1:05.199	20 - 1:05.272
21 - 1:12.018	22 - 1:05.594	23 - 1:04.958	24 - 1:06.442	25 - 1:06.560
26 - 1:04.009	27 - 1:05.101			